´ ˛ ˚ Ł ˜Ω ╚˜ ‖ ˥ ı ɾ ᵇ ɔ я χ 83Y ¢ 4333Y ı * ᵇ ɔ ╚ χ 413D ı VPD Ṃ Ł

Surface Mount General Purpose Silicon Rectifiers, Reverse Voltage χ 50 to1000V,Forward Current:1.0A ,SMA package.

ד אַ ק ל ᗡ ı ŋ̀ ȧ ˥ ᵀ ℵ` UrKV ˝Yпь 53442982HX ı گ ɾ ´ ˛ ˚ Ł ı ˥ ᵀ DHF0T434 ‰´ ح ˡ ˛ ớ ⌊ ∂ ı ŋ̀ ƒ ᵝ

Glass Passivated Chip Junction, Lead free in comply with EU RoHS 2011/65ithoEU directives, For surface mounted applications, Qualified to AEC-Q101 Standards for High Reliability, HF Product.

˘ ɾ ᴗ ı ◗ ′ ∩ ج Ƶ ɾ ⌧Ɨ ⌊ ∂

v ̈Ω Parameter	ϒ N Symbol	̈Ω Ë Rating							D Ӈ Unit
		BRM1Q	BRM2Q	BRM3Q	BRM4Q	BRM5Q	BRM6Q	BRM7Q	
Maximum Repetitive Peak Reverse Voltage	V_{RRM}	50	100	200	400	600	800	1000	V
Maximum RMS voltage	V_{RMS}	35	70	140	280	420	560	700	V
Maximum DC Blocking Voltage	V_{DC}	50	100	200	400	600	800	1000	V
Maximum Average Forward Rectified Current @ Fig.1									

/ Electrical Characteristic Curve

Fig.1 Forward Current Derating Curve

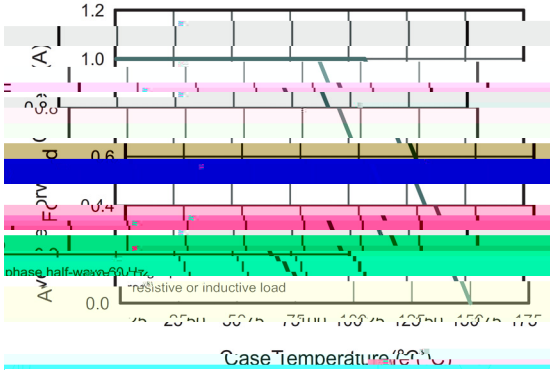

Fig.2 Typical Reverse Characteristics

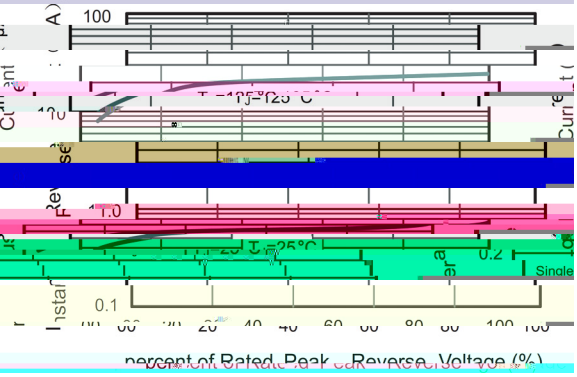

Fig.3 Typical Forward Characteristic

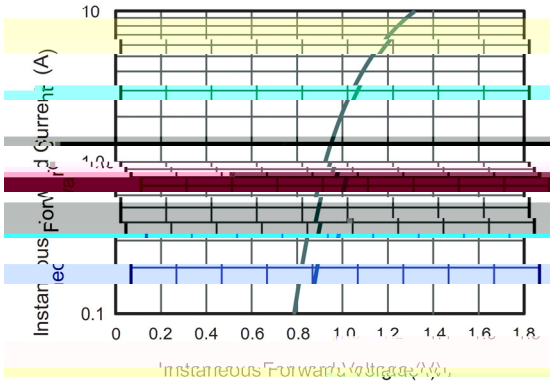

Fig.4 Typical Junction Capacitance

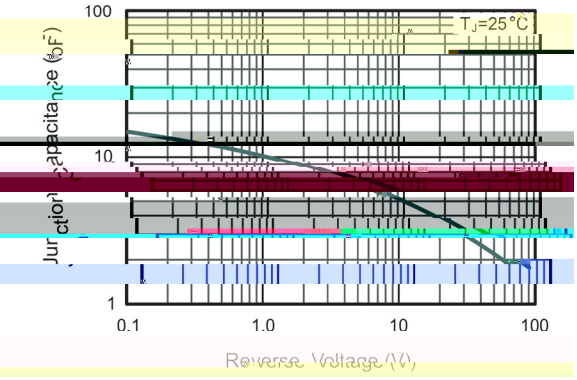

Fig.5 Maximum Non-Repetitive Peak Forward Surge Current

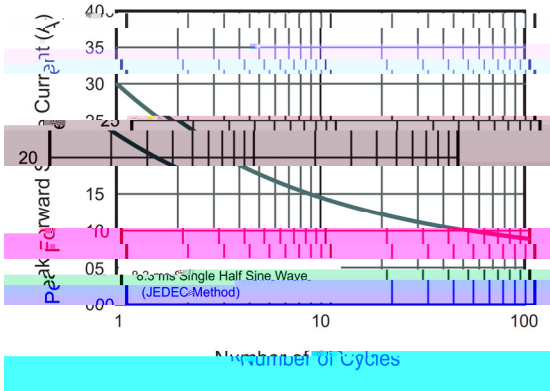

/ Package Dimensions



/ Marking Instructions



ᴗ ˝ χ

P : χ ᚼ ʒ ᴺ ᚢ

T χ ᚼ ∩ ᚲ ᛇ ᚨ ᵝ ‰ ᴠ

**** χ ᚼ ᛁ ᚨ ᚤ ᴺ ᚢ ᛁ ᛓ ᛁ ᚨ ᚤ ᴺ ᴻ ᚹ

Note:

P : χ Product Type Code

Q: Automobile halogen-free product Code

**** χ Lot No. Code, code change with Lot No

Marking

Type number	Marking code
BRM1Q	M1Q
BRM2Q	M2Q
BRM3Q	M3Q
BRM4Q	M4Q
BRM5Q	M5Q
BRM6Q	M6Q
BRM7Q	M7Q

( ) / Temperature Profile for IR Reflow Soldering(Pb-Free)

ب ˝ χ

1 أ ♬ □ ỷ 150 Ḱ 200 ɬ ı ̀H ڑ 60 Ḱ 120sec;

2 Š Ö □ ỷ 255 ° 5 ɬ ı ̀H ڑ ̀Y ⅄ ⋈ 5 ° 0.5sec;

3 ì ̇ ⅄ ̨ ɔ ھ ỷ ⋈ 2 Ḱ 10 ɬ /sec.

Note:

1.Preheating:150~200 ɬ , Time:60~120sec.

2.Peak Temp.:255 ° 5 ɬ , Duration:5 ° 0.5sec.

3. Cooling Speed: 2~10 ɬ /sec.

/ Resistance to Soldering Heat Test Conditions

□ ỷ χ 260 ° 5 ɬ ̀H ڑ χ 10 ° 1 sec. Temp.:260±5 Time:10±1 sec

/ Packaging SPEC.

ɔ ̀ ɣ ᴇ / REEL

Package Type Units Dimension (unit mm^3)