/ Descriptions

WR0596 ṂṂ Ŀ ≠ ɡ⁀ ‖ ˥

Schottky Diode in a TO-263 Plastic Package.

ˇΩ ǟ Ḥ ı ᾧ ' ᴊ ı ˧ ᵀ DHF0T434 ‰´ ᴊ ˡ ˎ ớ ʅ ∂ ı ṇ̀ ƒ ᵝ

Low power loss, high efficiency, Qualified to AEC-Q101 Standards for High Reliability, HF Product.

ᵀ̂ᵢ̂ᵢ̂ ᴊ ʅ̣ Ḥ ʀ ᶻ ɔ ˡˡ ˇΩ̣ ˡˡ⁀ ‖ ˥ ı ˩ ˡˡ⁀ ‖ ˥ ı ʒ ï⁀ ‖ ˥ ı ◗ ʼ ∩ ج Z̲ ᵀ ⁽ᴼᴮᴶ⁾ Ɛ ʅ ∂

For use in low voltage,high frequency inverters, free wheeling, and polarity protection applications, Meet the stringent requirements of automotive applications.

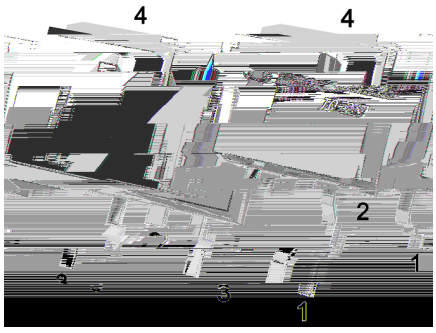

PIN1 χ Anode PIN 2 4 χ Cathode PIN 3 χ Anode

/ Marking

ð ʍ ˧ ب ˝

See Marking Instructions.

/ Electrical Characteristic Curve

/ Package Dimensions



/ Marking Instructions

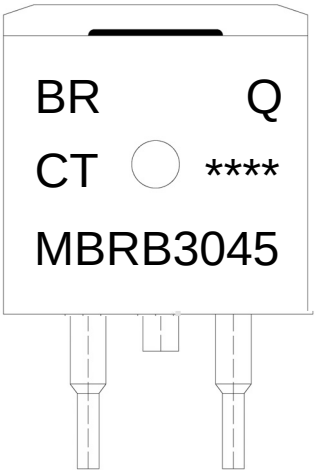

ب ˝ χ	
EU χ	⌘ ⅋ ᴵᴵ Ɱ
Q χ	⌘ ∩ ⊂ ṅ ƒ ᵝ ‰ ⅄
P EUE6378 χ	⌘ ⅋ ᴺ Ɱ
FW=	⌘ ⅃ ᴶ ⅃ ⌟ ⌯
---- χ	⌘ ⅃ ƒ ŋ̈ ᴺ Ɱ ı ⅋ ⅃ ƒ ŋ̈ ᴺ ᴹ ⅂

Note:

BR:	Company Code
Q:	Automobile halogen-free product Code
MBRB3045 χ	Product Type Code
CT:	Internal Structure
****:	Lot No. Code, code change with Lot No

( ) / Temperature Profile for IR Reflow Soldering(Pb-Free)

ب ˝ χ

1 أ ♬ □ ỷ 150 Ḱ 200 ɬ ı `H ڑ 60 Ḱ 120sec;

2 Š Ö □ ỷ 255 ° 5 ɬ ı `H ڑ ˙Y ⅄ ⅏ 5 ° 0.5sec;

3 ì ˙ ⅄ ˛ ɔ ھ ỷ ⅏ 2 Ḱ 10 ɬ /sec.

Note:

1.Preheating:150~200 ɬ , Time:60~120sec.

2.Peak Temp.:255 ° 5 ɬ , Duration:5 ° 0.5sec.

3. Cooling Speed: 2~10 ɬ /sec.

/ Resistance to Soldering Heat Test Conditions

605 ° 5 ɬ