BRMJD32CQ

Rev.A Apr.-2024

DATA SHEET

/ Descriptions

WR0585 Ṃ Ṃ Ŀ SQS Æ Ṁ ɥ s ǁ ˥ Silicon PNP transistor in a TO-252 Plastic Package.

/ Features

Ḥ ھ Ầ ʉ ɪ ق ɔ̈ ẻ ἄ ⍰ ˊ ˛ ˚ Ŀ Ẕ ɤ ɪ ɣ ᵀ DHF0T434 ‰ ˊ ᴂ ˡ ˎ ớ ɭ ∂ ɪ ṇ̀ ɾ ᵝ

Low Speed ,Load Formed for Surface Mount Application, Qualified to AEC-Q101 Standards for High Reliability, HF Product.

/ Applications

ṿ ɤ ṷ ᶻ ᴴ ɪ ◗ ʼ ∩ ج Ẕ ɤ ⍰ Ɛ ɭ ∂

General Purpose Amplifier, Meet the stringent requirements of automotive applications.

/ Equivalent Circuit

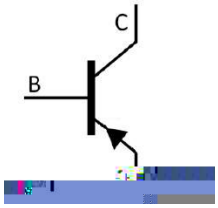

/ Pinning

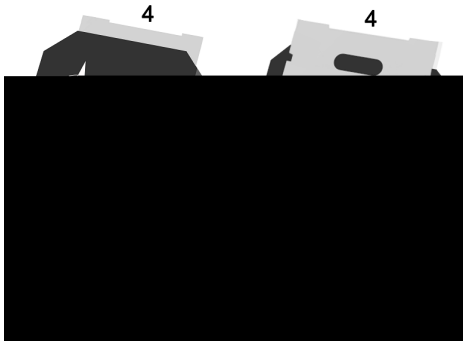

PIN1 χ Base PIN 2,4 χ Collector PIN 3 χ Emitter

/ h_{FE} Classifications & Marking

ð M ɣ ب ˝

See Marking Instructions.

V ̈Ω̣ Parameter	ϟ N Symbol	̈Ω̣Ö Rating	D Ӈ Unit
Collector to Base Voltage	V_{CBO}	-100	V
Collector to Emitter Voltage	V_{CEO}	-100	V
Emitter to Base Voltage	V_{EBO}	-5.0	V

/ Electrical Characteristic Curve

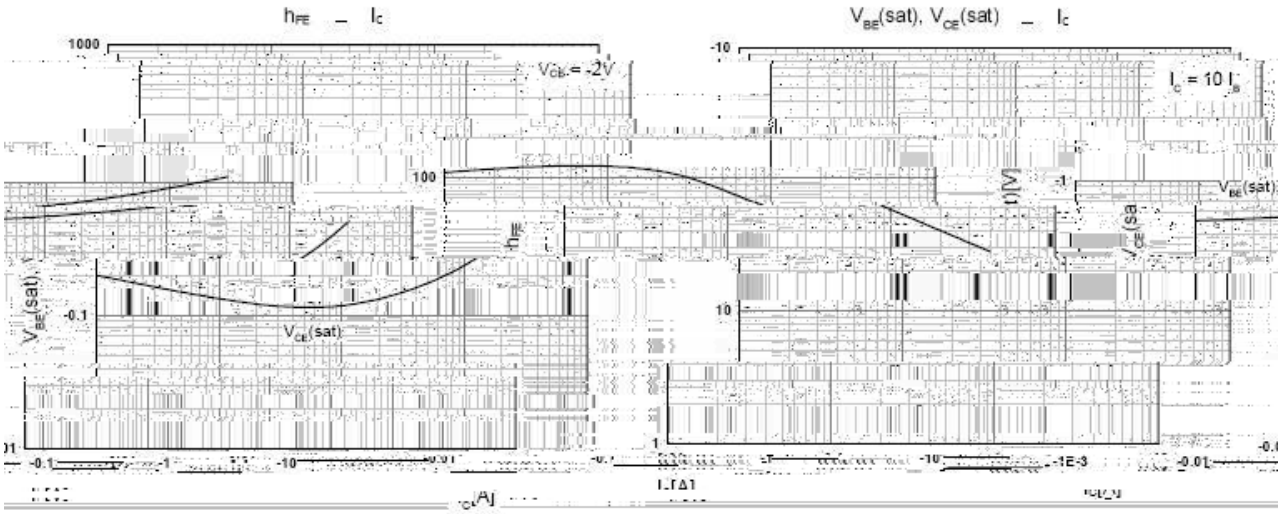

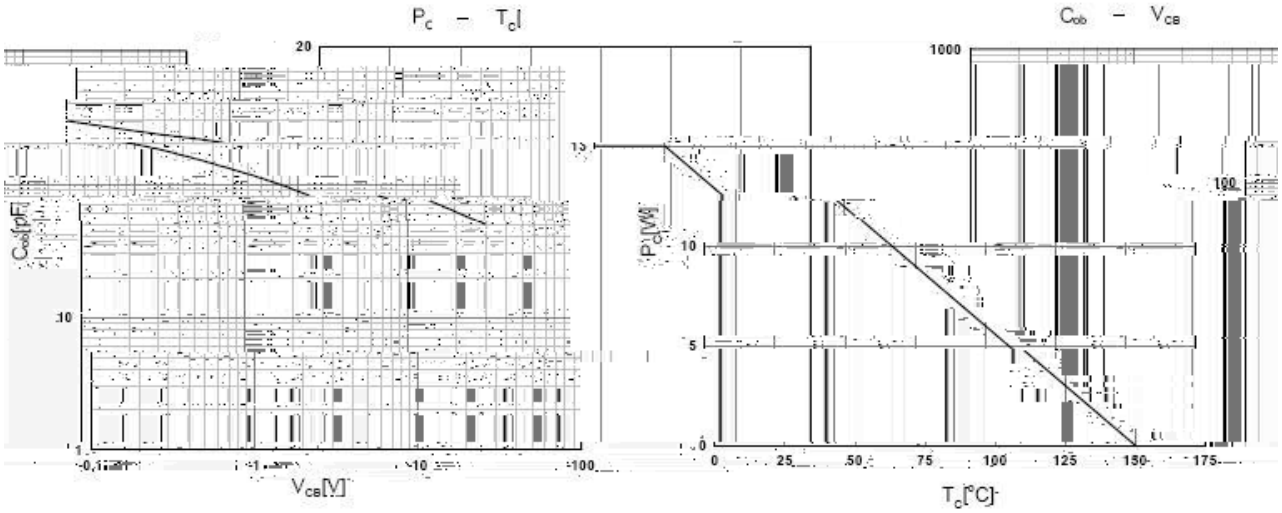



/ Package Dimensions

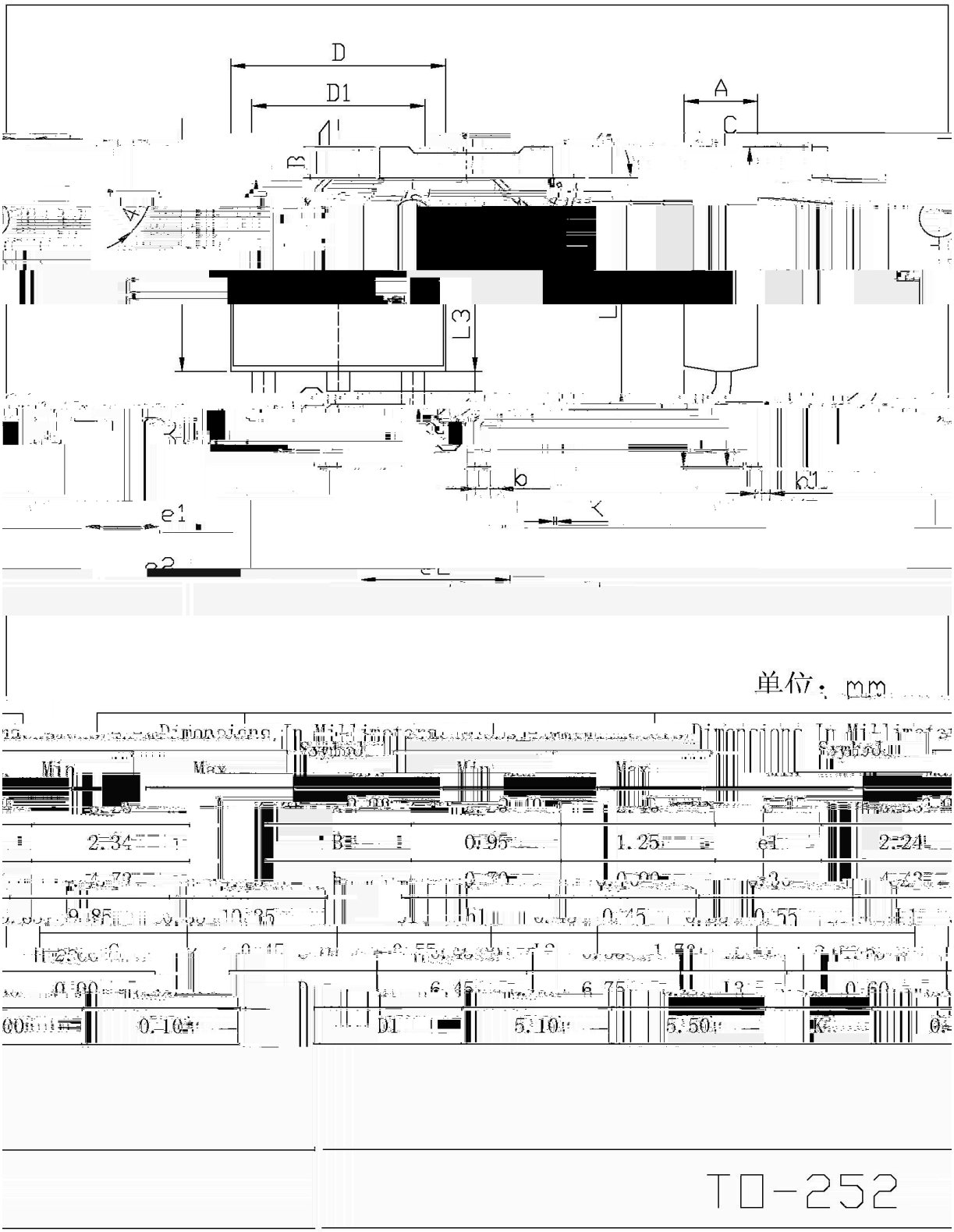

/ Marking Instructions

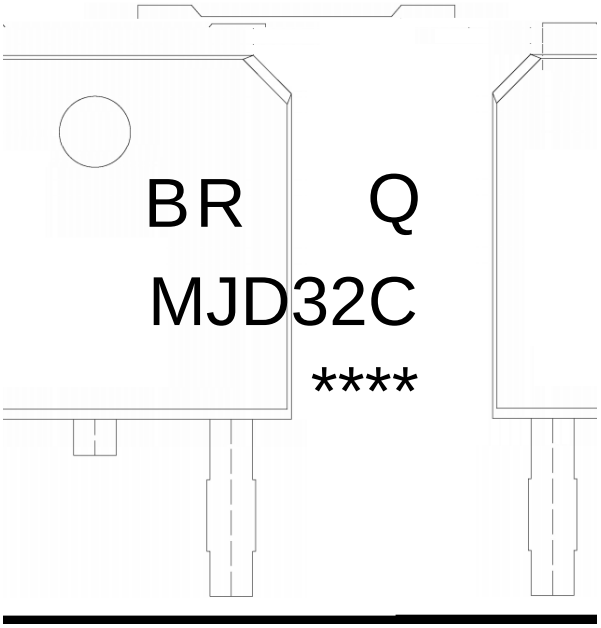

ب ˝ χ

BR χ	⌘ ⅔ ᴵᴵ Ɱ
Q χ	⌘ ∩ ⅇ ṅ ƒ ᵝ ‰ ⅄
PMG65F χ	⌘ ƒ ᵝ ⅋ ᴺ
---- χ	⌘ ⅃ ƒ ŋ̋ ᴺ Ɱ ı ⅋ ⅃ ƒ ŋ̋ ᴺ ψ ק

Note:

BR:	Company Code
Q:	Automobile halogen-free product Code
MJD32C:	Product Type
****:	Lot No. Code, code change with Lot No

( ) / Temperature Profile for IR Reflow Soldering(Pb-Free)

ب ˝ χ

1 أ ♬ □ ỷ 150 Ḱ 200 ɬ ı `H ڑ 60 Ḱ 120sec;

2 Š Ö □ ỷ 255 ° 5 ɬ ı `H ڑ ˙Y ⅄ ⅏ 5 ° 0.5sec;

3 ì ˙ ˥ ˛ ɔ ھ ỷ ⅏ 2 Ḱ 10 ɬ /sec.

Note:

1.Preheating:150~200 ɬ , Time:60~120sec.

2.Peak Temp.:255 ° 5 ɬ , Duration:5 ° 0.5sec.

3. Cooling Speed: 2~10 ɬ /sec.