: 5 .> / / x 4 6 4 ! - } â ’ož

Silicon 4 6 4transistor in a TO-252 Plastic Package.

( 8 3 0 * * 6 ; m k —)í D }ož

| @ *f*<br>Parameter | … Z<br>Symbol | *f* ›<br>Rating | % y<br>Unit |
|---|---|---|---|
| Collector to Base Voltage | $V_{CBO}$ | 80 | V |
| Collector to Emitter Voltage | $V_{CEO}$ | 80 | V |
| Emitter to Base Voltage | $V_{EBO}$ | 5.0 | V |
| Collector Current - Continuous | $I_C$ | 8.0 | A |
| Collector Peak Current | $I_{CM}$ | 16.0 | A |
| Collector Power Dissipation | $P_D(T_A=25$ - ) | 1.75 | W |
| Collector Power Dissipation | $P_D(T_C=25$ - ) | 20 | W |
| Junction Temperature | $T_j$ | 150 | |
| Storage Temperature Range | $T_{stg}$ | -55 150 | |

| @ *f*<br>Parameter | … Z<br>Symbol | y ¡ Ú ^<br>Test Conditions | Â 4 ›<br>Min | Á º ›<br>Typ | Â Ý ›<br>Max | % y<br>Unit |
|---|---|---|---|---|---|---|
| Collector to Emitter Breakdown Voltage | | | | | | |
| Collector Cut-Off Current | $I_{CES}$ | $V_{CE}$= 80V $V_{BE}$= 0 | | | | |

## Ô ? d • Ž ¢ / EtCtCa




**Figure 1. DC Current Gain**

**Figure 2. DC Current Gain**






## Ø ¤ = ) ¢ / Pkg Dim

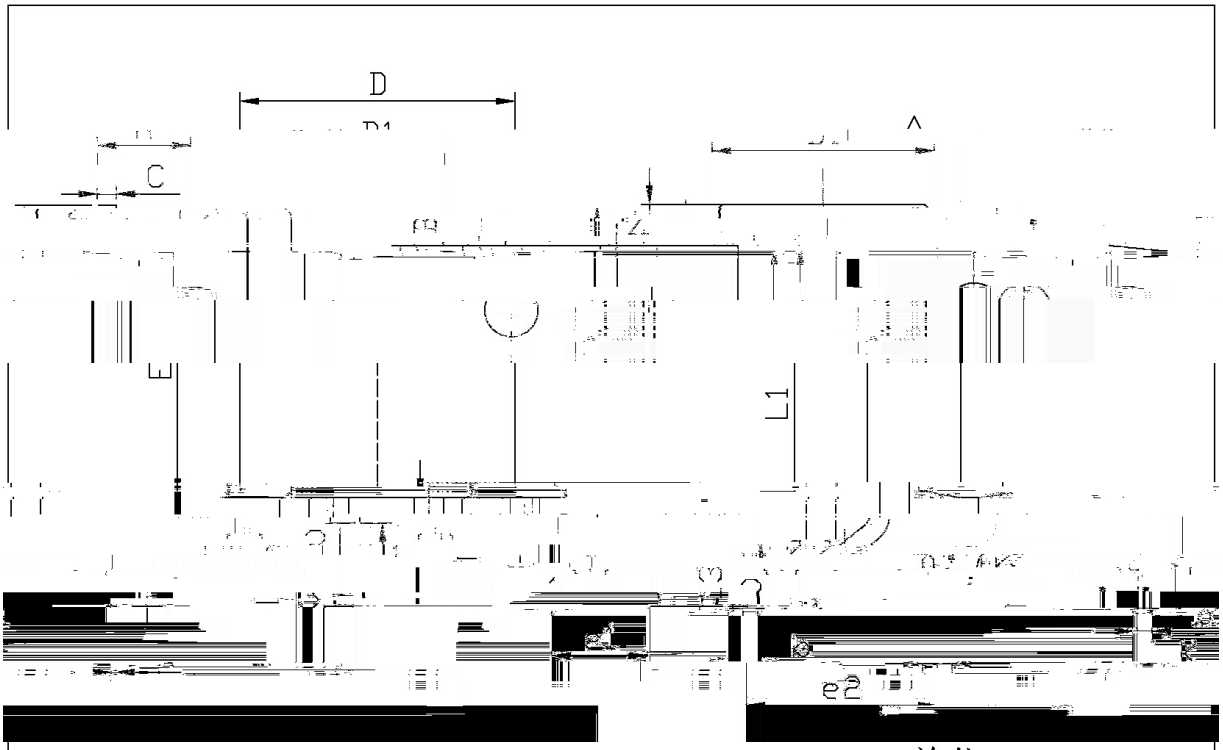


单位：mm

| Symbol | Min | Max | Symbol | Min | Max |
|---|---|---|---|---|---|
| | | 6.25 | A | 2.20 | 2.40 |
| b | 0.50 | 0.90 | e2 | 4.43 | 4.73 |
| b1 | 0.45 | 0.55 | L1 | 9.45 | 9.95 |
| | | 0.60 | | | |
| D1 | 5.10 | 5.50 | K | 0.000 | 0.100 |

TO-252

, M y ƒ **/ Mgb**

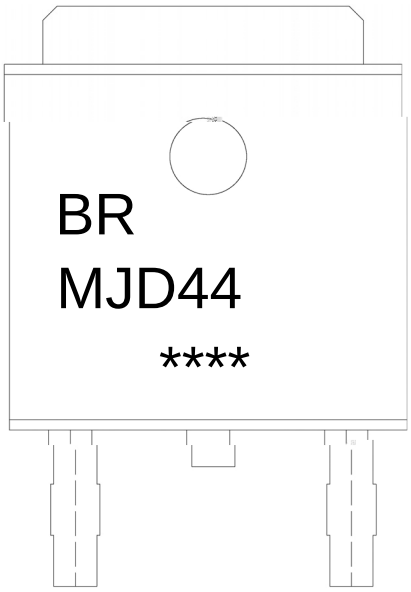


ª ¢ y

BR y ¸ [ W A

3 0 * y º Z W A

y ÿ D Z W A k š ÿ D Z J

Note:

| | |
|---|---|
| BR: | Company Code |
| MJD44: | Product Type Code |
| ****: | Lot No. Code, code change with Lot No |