/ Descriptions

TO-126(R) NPN Silicon NPN transistor in a TO-126(R) Plastic Package.

/ Features

High voltage.

/ Applications

High voltage switching and humidifier.

/ Equivalent Circuit

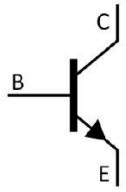

/ Pinning



PIN1 Base PIN 2 Collector PIN 3 Emitter

/ h_{FE} Classifications & Marking

See Marking Instructions.

Parameter	Symbol	Rating	Unit
Collector to Base Voltage	V_{CBO}	200	V
Collector to Emitter Voltage	V_{CEO}	120	V
Emitter to Base Voltage	V_{EBO}	6.0	V
Collector Current - Continuous	I_C	7.0	A
Peak Collector Current	I_{Cp}	10	A
Base Current	I_B	2.0	A
Collector Power Dissipation	P_C	1.5	W
Collector Power Dissipation	$P_C(T_C=25$)	20	W
Junction Temperature	T_j	150	
Storage Temperature Range	T_{stg}	-55 150	

Parameter	Symbol	Test Conditions	Min	Typ	Max	Unit
Collector Cut-Off Current	$I_{CES(1)}$	V_{CE}=200V V_{BE}=0			100	A
	$I_{CES(2)}$	V_{CE}=150V V_{BE}=0			50	A
	$I_{CES(3)}$	V_{CE}=150V V_{BE}=0 T				

/ Electrical Characteristic Curve



/ Marking Instructions

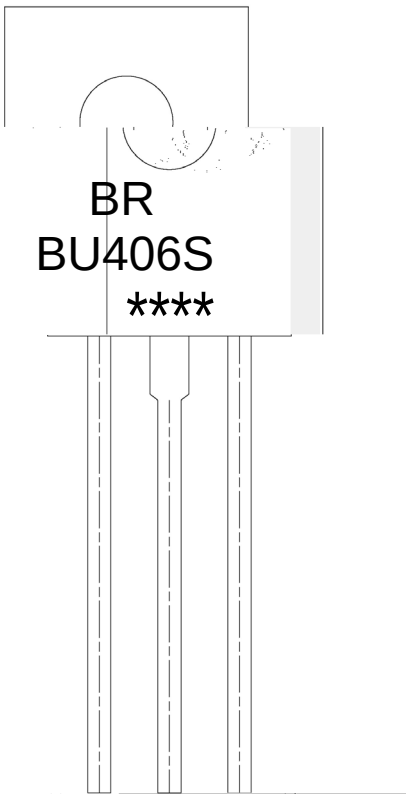

BR

BU406S

****

Note:

BR:	Company Code
BU406S:	Product Type.
****:	Lot No. Code, code change with Lot No.

(

/ Notices

3MHZ

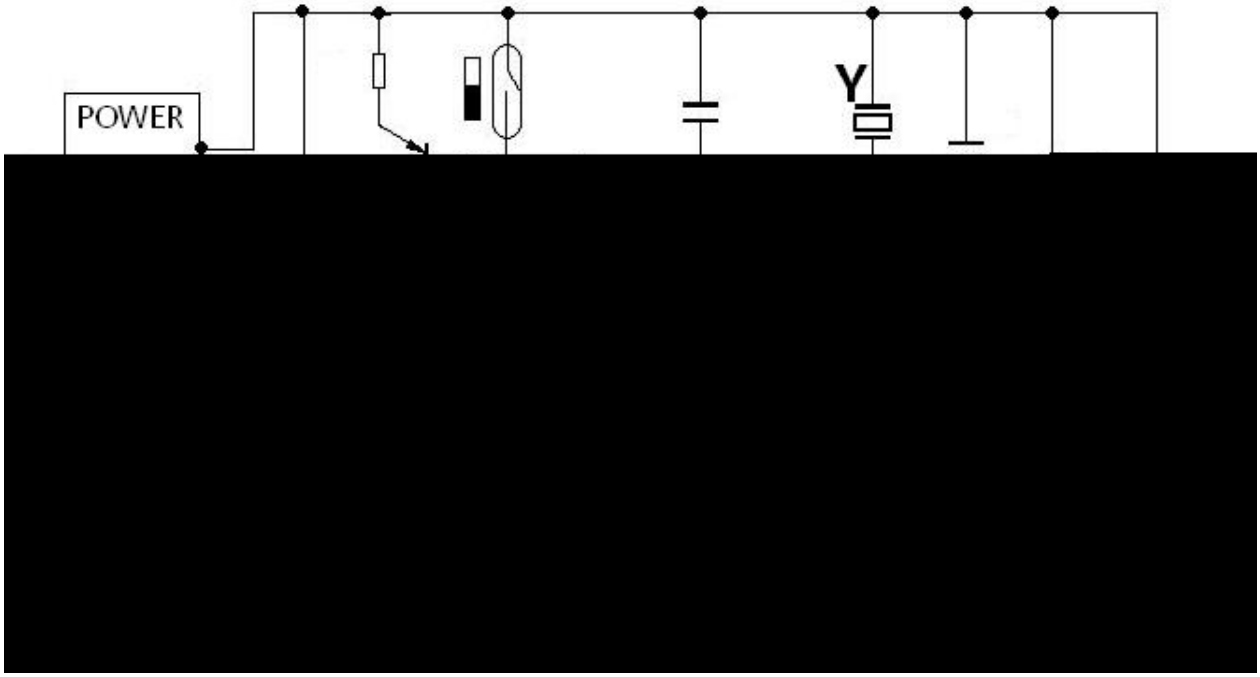

1 ≤3.0MHZ
2 ≤40V
3 ≤45W
4 HFE 60-70,70-80,80-90

1 HFE HFE 60-70 70-80 80-90
2 HFE

1
2

3
3.1
3.2 ≤5kgf.cm
3.3 PCB
3.4
3.5