SOD-123FL

Silicon Bidirectional Trigger Diodes SOD-123FL thin package

Use in thyristor phase control,circuits for lamp-dimming,universal-motor speed controls,and heat controls.Halogen free product

.

General purpose.



1  2

PIN	DESCRIPTION
1	Cathode
2	Anode

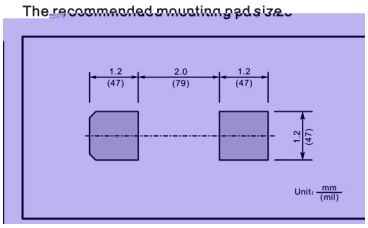

See Marking Instructions.

Parameter	Symbol	Rating	Unit
Power Dissipation T_C=100	P_{tot}	150	mW
Repetitive Peak On-state Current tp=20us f=100Hz	I_{TRM}	2	A
Operating Junction and Storage Temperature Range	T_j T_{stg}	-40 to +125	

Parameter	Symbol	Test Conditions		Min	Max	Unit
Breakover Voltage	V_{BO}	C=22nF see diagram 1	DB3W	28	36	V
			DC34W	30	38	V

SOD-123FL

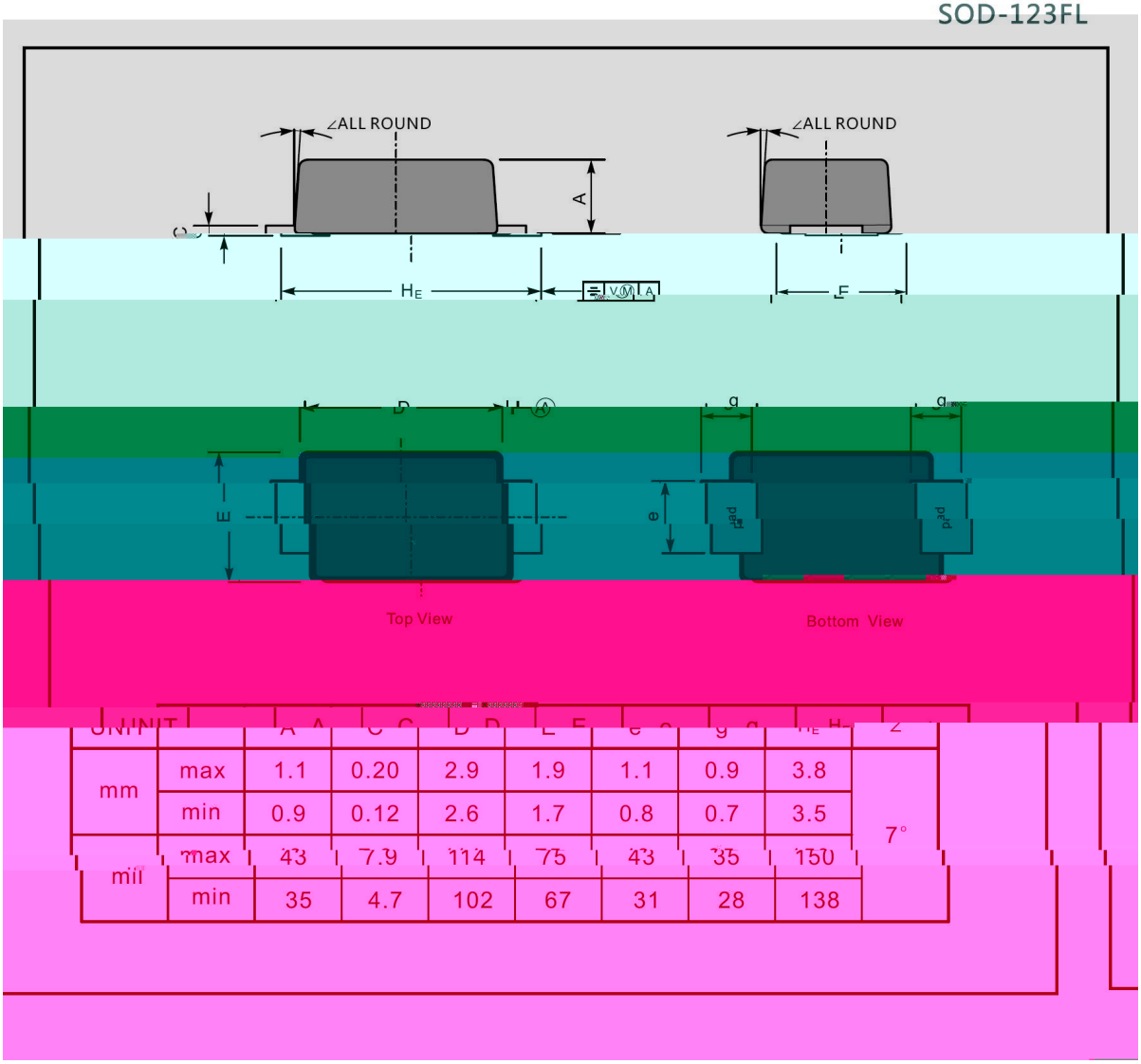

UNIT		A	C	D	E	e	g	H_E	Z
mm	max	1.1	0.20	2.9	1.9	1.1	0.9	3.8	7°
	min	0.9	0.12	2.6	1.7	0.8	0.7	3.5	
mil	max	43	7.9	114	75	43	35	150	
	min	35	4.7	102	67	31	28	138	

Marking

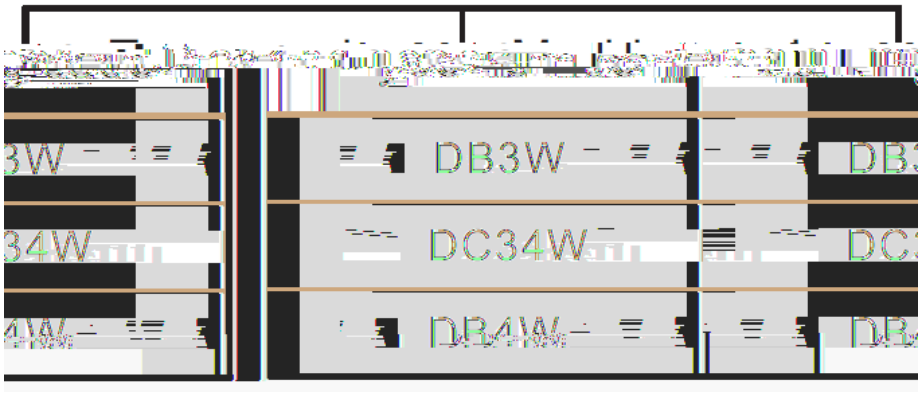



DB3W

**** 1 * 3 *

Note:

DB3W Product Type Code

**** Lot No. Code The 1st " " means:YM Code The last 3 " " means:little Lot No Code

Temperature Profile for IR Reflow Soldering(Pb-Free)



			Note:	
1	25 150	60 90sec;	1.Preheating:25~150	, Time:60~90sec.
2	245±5	5±0.5sec;	2.Peak Temp.:245±5	, Duration:5±0.5sec.
3	2 10 /sec.		3. Cooling Speed: 2~10 /sec.	

260±5 10±1 sec. Temp.:260±5 Time:10±1 sec

/ REEL

Package Type 封装形式	Units 包装数量					Dimension 包装尺寸 (unit: mm^3)		
	Units/Reel 只/卷盘	Reels/Inner Box 卷盘/盒	Units/Inner Box 只/盒	Inner Boxes/Outer Box 盒/箱	Units/Outer Box 只/箱	Reel	Inner Box 盒	Outer Box 箱
SOD-123FL	3000	8	24000	5	120000	7 ×11	185X180X105	390X385X205