/ Descriptions

20~200V 2.0A SOD-123FL

Surface Mount Schottky Barrier Rectifier Reverse Voltage 20 to 200 V Forward Current 2.0A
SOD-123FL thin package

/ Features

Low power loss high efficiency,High forward surge current capability,For use in low voltage,high frequency inverters,and polarity protection applications,For surface mounted applications.Halogen free product

/ Applications

.

General purpose.

/ Equivalent Circuit



/ Pinning

/ Marking

See Marking Instructions.

Parameter	Symbol	Rating								Unit
		DS22W	DS24W	DS26W	DS28W	DS210W	DS212W	DS215W	DS220W	
Maximum Recurrent Peak Reverse Voltage	V_{RRM}	20	40	60	80	100	120	150	200	V
Maximum RMS Voltage	V_{RMS}	14	28	42	56	70	84	105	140	V
Maximum DC Blocking Voltage	V_{DC}	20	40	60	80	100	120	150	200	V
Maximum Average Forward Rectified Current	$I_{F\ AV}$	2.0								A
Peak Forward Surge Current,8.3ms Single Half ine-wave Superimposed on Rated Load (JEDEC method)	I_{FSM}	50				40				A
Typical Junction Capacitance [1]	C_i	220		80						pF
Operating Junction Temperature Range	T_j	-55~+125								
Storage Temperature Range	T_{stg}	-55~+150								

Note:

1 Measured at 1MHz and applied reverse voltage of 4 V D.C.

Parameter	Symbol	Test Conditions	Rating								Unit
			DS22W	DS24W	DS26W	DS28W	DS210W	DS212W	DS215W	DS220W	
Max Instantaneous Forward Voltage	V_F	I_F=2.0A	0.55		0.70		0.85		0.95		V

Maximum DC
h

/ Electrical Characteristic Curve

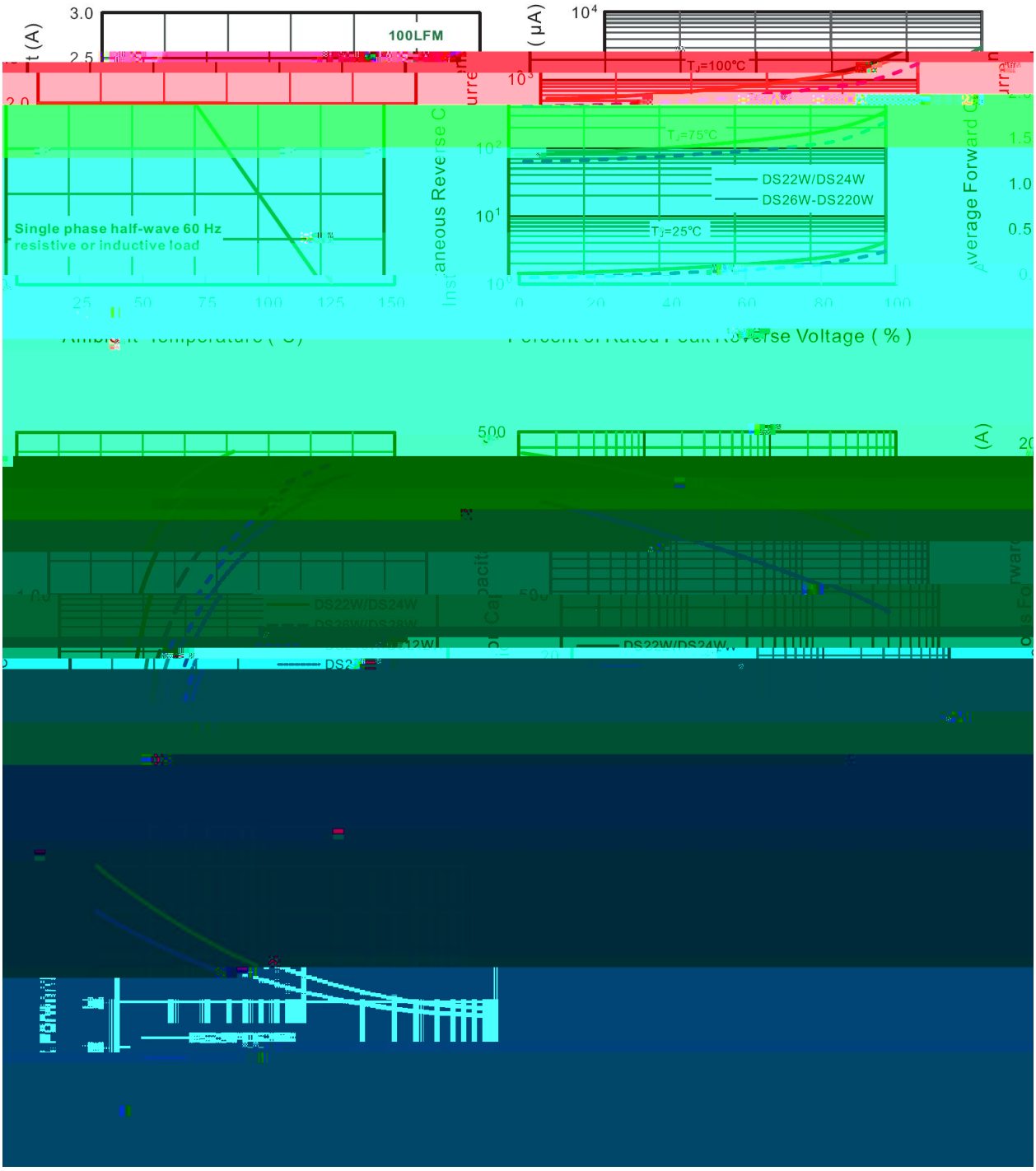

/ Package Dimensions

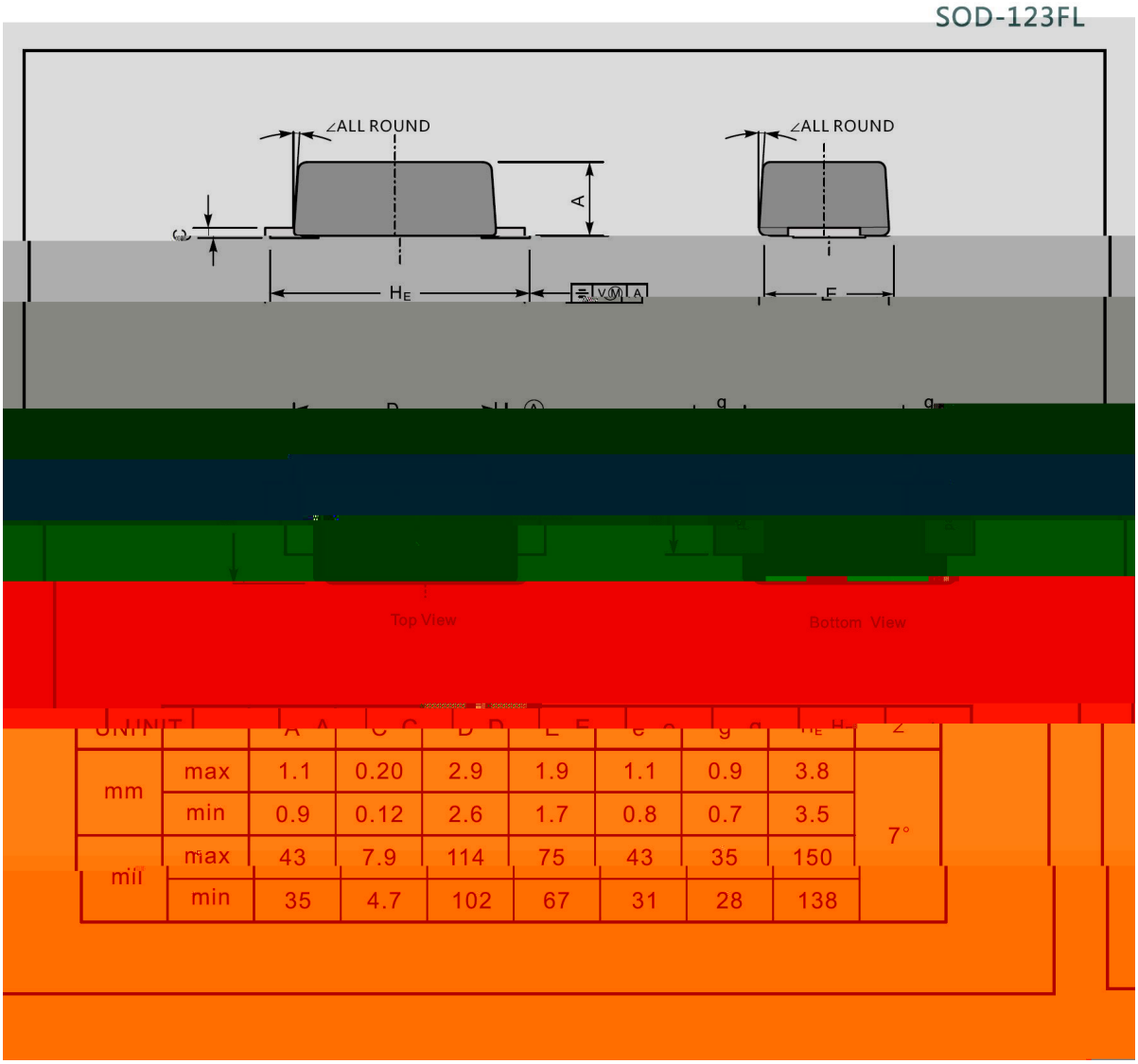

UNIT		A	C	D	E	F	e	g	H_E	Z
mm	max	1.1	0.20	2.9	1.9	1.1	0.9	3.8		7°
	min	0.9	0.12	2.6	1.7	0.8	0.7	3.5		
mil	max	43	7.9	114	75	43	35	150		
	min	35	4.7	102	67	31	28	138		

/ Marking Instructions

Marking

Type number	Marking code
DS22W	S22
DS24W	S24
DS26W	S26
DS28W	S28
DS210W	S210
DS212W	S212
DS215W	S215
DS220W	S220

/ Marking Instructions

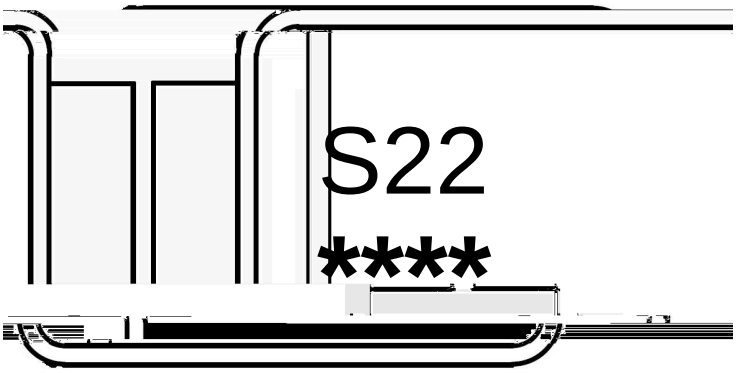

S22

******** 1 ***** 3 *****

Note:

S22 Product Type Code

******** Lot No. Code The 1st ***** means:YM Code The last 3 ***** means:little Lot No Code

( ) / Temperature Profile for IR Reflow Soldering(Pb-Free)

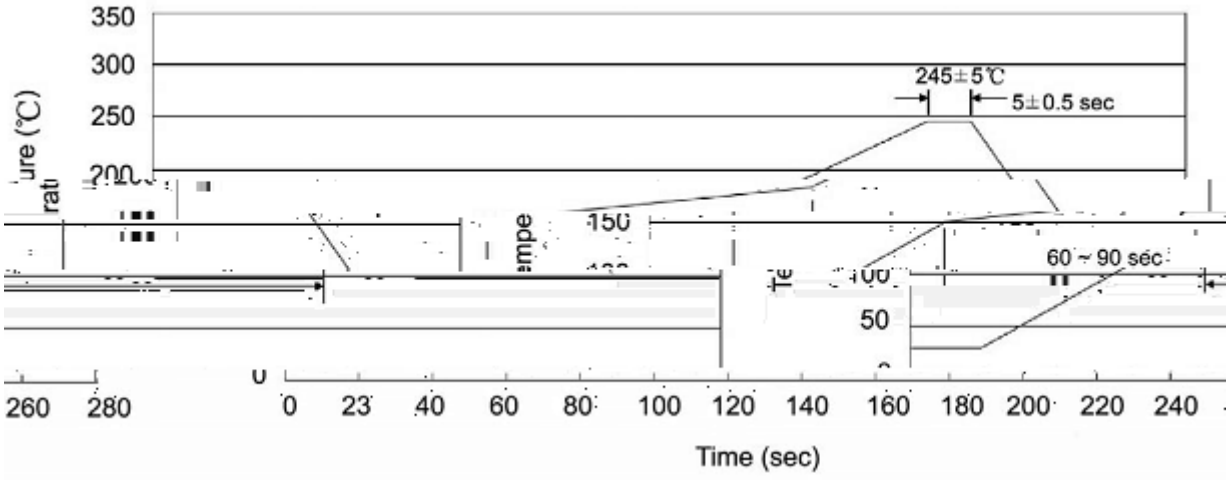

Note:

1	25	150	60	90sec;
2	245±5			5±0.5sec;
3		2	10	/sec.

1.Preheating:25~150 , Time:60~90sec.
2.Peak Temp.:245±5 , Duration:5±0.5sec.
3. Cooling Speed: 2~10 /sec.

/ Resistance to Soldering Heat Test Conditions

260±5	10±1 sec.	Temp.:260±5	Time:10±1 sec

/ Packaging SPEC.

/ REEL

Package Type	Units					Dimension		(unit mm^3)
SOD-123FL	3000	8	24000	5	120000	7 ×11	185X180X105	390X385X205

/ Notices