/ Descriptions

VRW-56 SQS Silicon PNP Digital transistor in a SOT-23 Plastic Package.

/ Features

With built-in bias resistors, simplify circuit design, reduce a quantity of parts and manufacturing process.

/ Applications

Switching, inverter circuit, interface circuit and driver circuit applications.

/ Equivalent Circuit

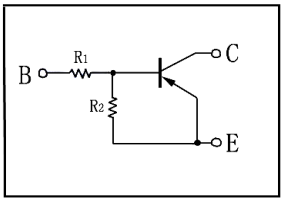

/ Pinning



PIN 1 Base PIN 2 Emitter PIN 3 Collector

/ h_{FE} Classifications & Marking

Marking	H15

Parameter	Symbol	Rating	Unit
Output Voltage	V_{CC}	-50	V
Input Voltage	V_{IN}	-40	V
		10	V
Output Current	I_C	-30	mA
	I_O	-100	mA
Power Dissipation	P_C		

/ Electrical Characteristic Curve

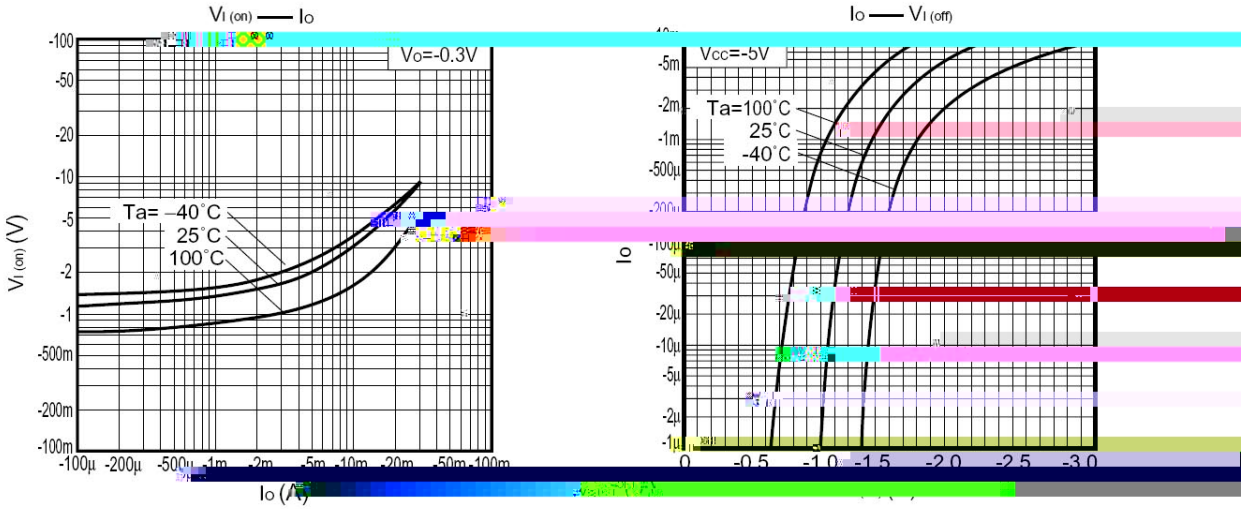

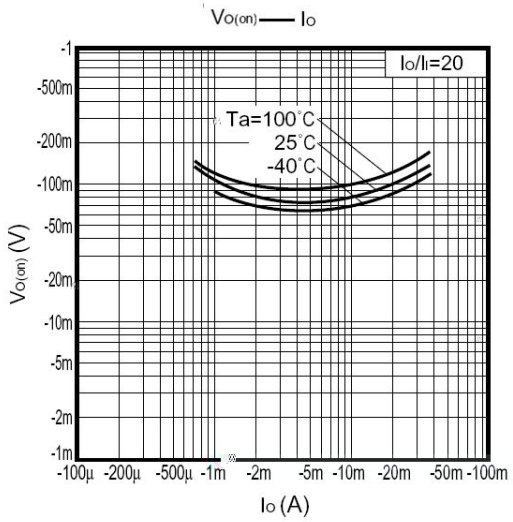

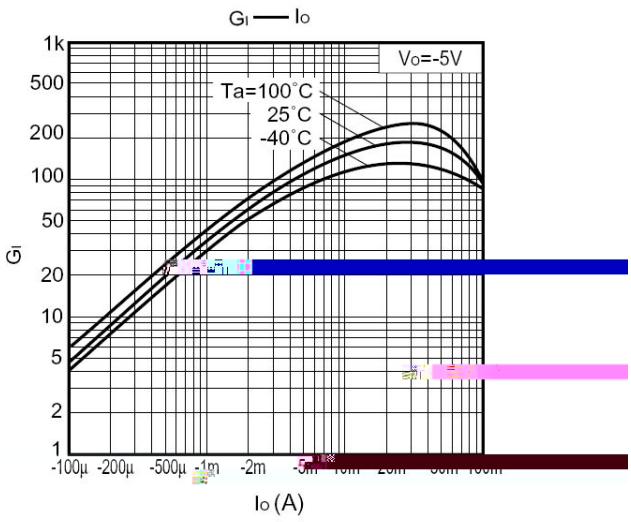

/ Package Dimensions



( ) / Temperature Profile for IR Reflow Soldering(Pb-Free)

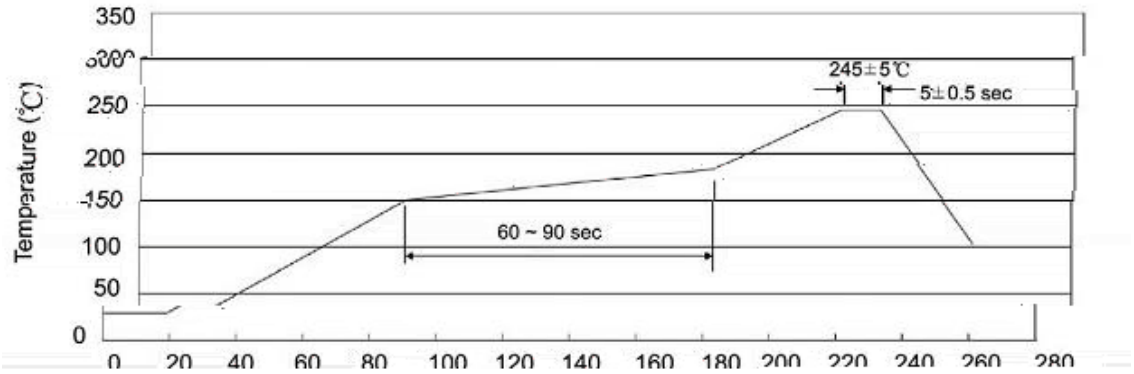

| | | |