DTC144EKA

Rev.H Apr.-2025

DATA SHEET

/ Descriptions

SOT-23 NPN

Silicon NPN Digital transistor in a SOT-23 Plastic Package.

/ Features

With built-in bias resistors, simplify circuit design, reduce a quantity of parts and manufacturing process,HF Product.

/ Applications

Switching, inverter circuit, interface circuit and driver circuit applications.

/ Equivalent Circuit

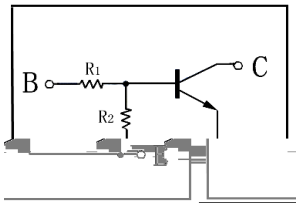

/ Pinning

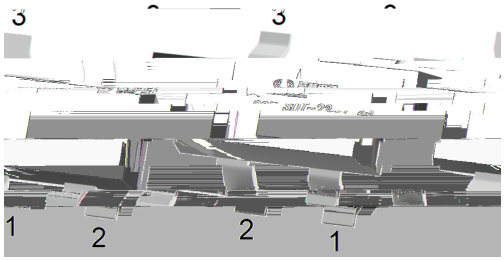

PIN 1 Base PIN 2 Emitter PIN 3 Collector

/ h_{FE} Classifications & Marking

Marking	H26

Parameter	Symbol	Rating	Unit
Output Voltage	V_{CC}	50	V
Input Voltage	V_{IN}	40	V
		-10	V
Output Current	I_O	30	mA
Peak Collector Current	I_{CM}	100	mA
Power Dissipation	P_C	200	mW
Junction Temperature	T_j	150	
Storage Temperature Range	T_{stg}	-55 150	

Parameter	Symbol	Test Conditions	Min	Typ	Max	Unit
Input Voltage	$V_{I(off)}$	V_{CC}=5.0V I_O=100μA	0.5			V
	$V_{I(on)}$	V_O=0.3V I_O=2mA			3	V
Output Voltage	$V_{O(on)}$	I_O=10mA I_I=0.5mA			0.3	V
Input Current	I_I	V_I=5.0V			0.18	mA

/ Electrical Characteristic Curve



/ Package Dimensions



/ Marking Instructions

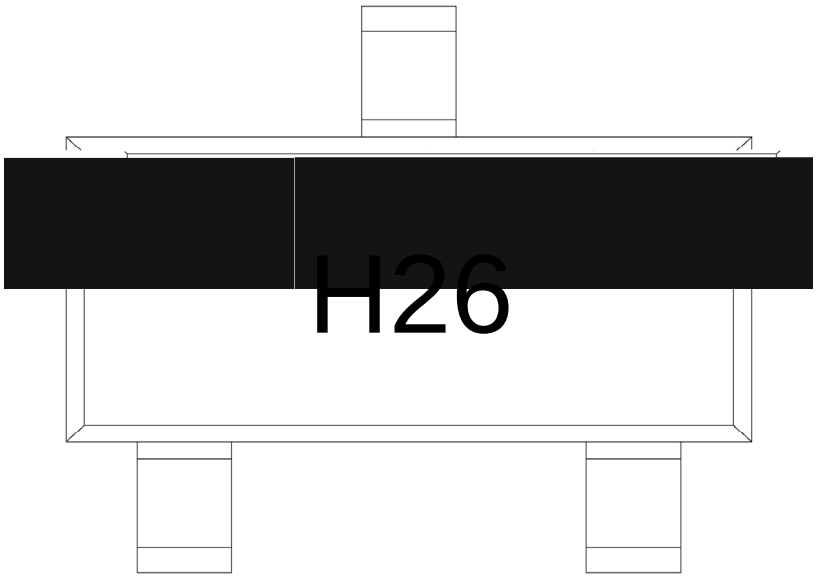

H

26

Note:

H	Company Code
26	Product Type Code

( ) / Temperature Profile for IR Reflow Soldering(Pb-Free)

						Note:
1	150	180		60	90sec;	1.Preheating:150~180 , Time:60~90sec.
2	245±5				5±0.5sec;	2.Peak Temp.:245±5 , Duration:5±0.5sec.
3			2	10	/sec.	3. Cooling Speed: 2~10 /sec.

/ Resistance to Soldering Heat Test Conditions

605±5 (/ -5.7(Packagling)24286(SPEC.( )]TJ/TT7 1 Tf03.4485 32.3713 TD.0004 Tc-35.65309:6025130