2.0A ABF

2.0A Surface Mount Glass Passivated Bridge Rectifier, ABF thin package.

1000V 2.0A

Glass Passivated Chip Junction,Reverse Voltage: 1000V,Forward Current:2.0A, Fast reverse recovery time,Designed for Surface Mount Application.Halogen free product.

.

General purpose.

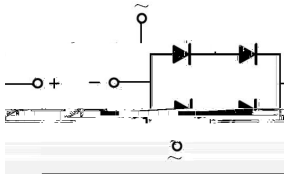

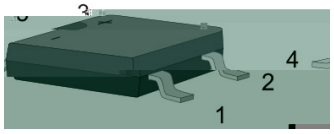

PIN	DESCRIPTION
1	Input Pin (~)
2	Input Pin (~)
3	Output Anode (+)
3	Output Anode

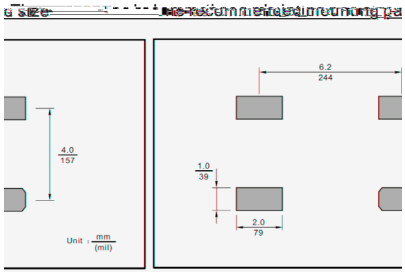

See Marking Instructions.

Parameter	Symbol	Rating	Unit
Maximum Repetitive Peak Reverse Voltage	V_{RRM}	1000	V
Maximum RMS Voltage	V_{RMS}	700	V
Maximum DC Blocking Voltage	V_{DC}	1000	V
Average Rectified Output Current at T_c = 125	I_o	2.0	A
Peak Forward Surge Current 8.3 ms Single Half Sine Wave Superimposed on Rated Load	I_{FSM}	60	A
Typical Junction Capacitance Note1	C_j	40	pF
Typical Thermal Resistance Note2	$R_{\theta JA}$	70	/W
Operating and Storage Temperature Range	T_j,T_{stg}	-55~150	

Note:

1.Measured at 1MHz and applied reverse voltage of 4 V D.C.

2. Mounted on glass epoxy PC board with 4 × 1.0" X 1.0" (2.54 X 2.54 cm) copper pad.

Parameter	Symbol	Test Conditions	Rating	Unit
Forward Voltage per element	V_F	I_F=2.0A	1.3	V
Maximum DC Reverse Current at Maximum DC Blocking Voltage	I_R	T_a=25	5.0	μA
		T_a=125	50	μA T y 9 9 8

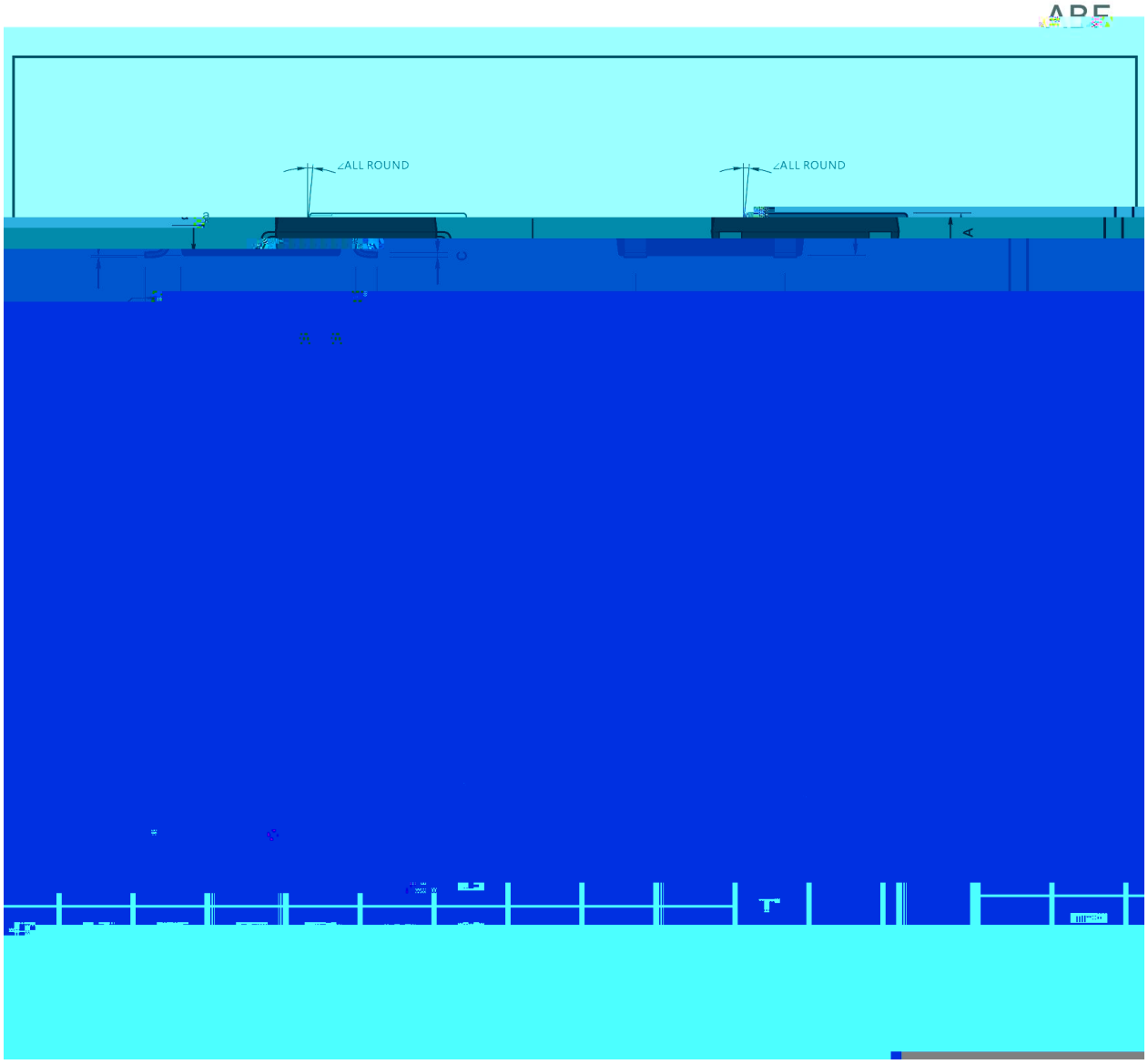
∠ALL ROUND
∠ALL ROUND

Marking

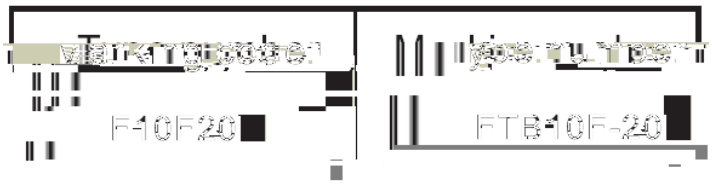



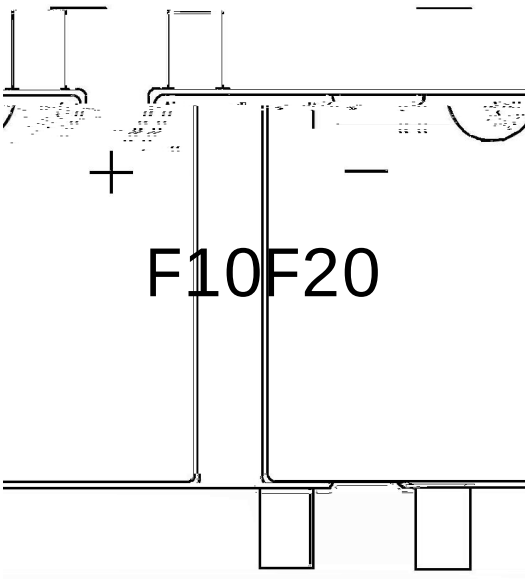

F10F20

1 * 3 *

Note:

F10F20 Product Type Code

Lot No. Code The 1st * means:YM Code The last 3 * means:little Lot No Code

Temperature Profile for IR Reflow Soldering(Pb-Free)



| | | |