KTA1275

Rev.E Mar.-2016

DATA SHEET

/ Descriptions

WR0<50 P ṂṂ Ł SQS ÆṀ ɥ s ǁ ˥ Silicon PNP transistor in a TO-92LM Plastic Package.

/ Features

ᴥ ɔ я ı љ NWF655 ; Й ´

High voltage, complementary to KTC3228.

/ Applications

Ẽ ɔ ʃ ə̈ ɕ ʒ ̩ /Ẽ ɔ ʍ ̑ Ҡ ɸ ̩ ʒ ̩

Color TV vertical deflection output, color TV class B sound output application.

/ Equivalent Circuit

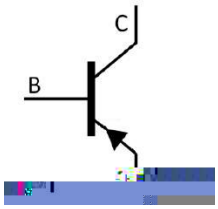

/ Pinning



PIN1 χ Base PIN 2 χ Collector PIN 3 χ Emitter

/ h_{FE} Classifications & Marking

h_{FE} Classifications Symbol	R	O	Y
h_{FE} Range	60~120	100~200	160~320

/ Absolute Maximum Ratings(Ta=25)

v ̈Ω Parameter	٩ N Symbol	̈Ω Ö Rating	D Ч Unit
Collector to Base Voltage	V_{CBO}	-160	V
Collector to Emitter Voltage	V_{CEO}	-160	V
Emitter to Base Voltage	V_{EBO}	-6	V
Collector Current - Continuous	I_C	-1.0	A
Base Current - Continuous	I_B	-0.5	A
Collector Power Dissipation	P_C	1.0	W
Junction Temperature	T_j	150	
Storage Temperature Range	T_{stg}	-55 150	

/ Electrical Characteristics(Ta=25)

v ̈Ω Parameter	٩ N Symbol	‗ ː ̄ Ţ Test Conditions	ώ ṇ Ö Min	Ɛ ʒ Ö Typ	ώ ᶻ Ö Max	D Ч Unit
Collector to Emitter Breakdown Voltage	V_{CEO}	I_C=-10mA I_B=0	-160			V
Collector Cut-Off Current	I_{CBO}	V_{CB}=-150V I_E=0			-1.0	μA
Emitter Cut-Off Current	I_{EBO}	V_{EB}=-6V I_C=0			-1.0	μA
DC Current Gain	h_{FE}	V_{CE}=-5V I_C=-200mA	60		320	
Collector to Emitter Saturation Voltage	$V_{CE(sat)}$	I_C=-500mA I_B=-50mA			-1.5	V
Base to Emitter Voltage	V_{BE}	V_{CE}=-5V I_C=-5mA	-0.45		-0.75	V
Transition Frequency	f_T	V_{CE}=-5V I_C=-200mA	15	50		MHz
Collector output capacitance	C_{ob}	V_{CB}=-10V I_E=0 f=1MHz			35	pF

/ Package Dimensions

TO-92LM Unit: mm

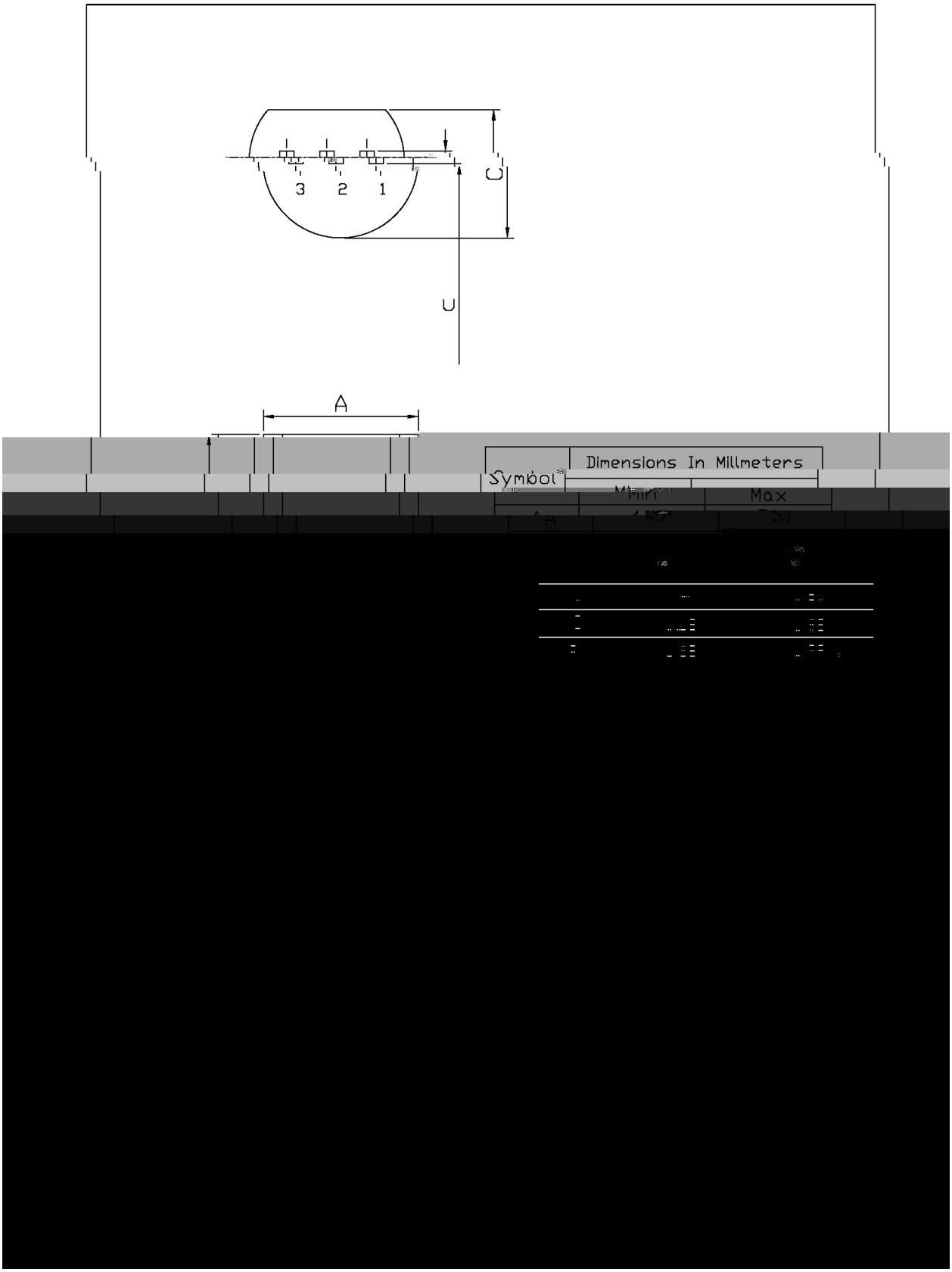

/ Marking Instructions

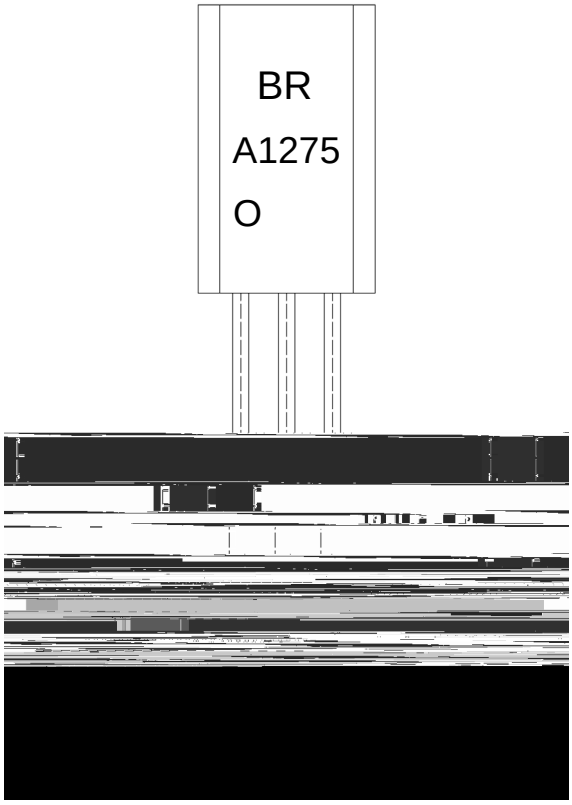

ب ˝ χ

EU=	ѭ ʒ ᴵᴵ Ɱ
D45 : 8 χ	ѭ ʒ ᴺ Ɱ
R=	ѭ k_{IH} ʿ ᶠ Ɱ
---- χ	ѭ ɨ ɾ ŋ̈ ᴺ Ɱ ɪ ɚ ɨ ɾ ŋ̈ ᴺ ψ ק

Note:

BR:	Company Code.
A1275:	Product Type.
O:	h_{FE} Classifications Symbol
****:	Lot No. Code,code change with Lot No.

( ) / Temperature Profile for Dip Soldering(Pb-Free)

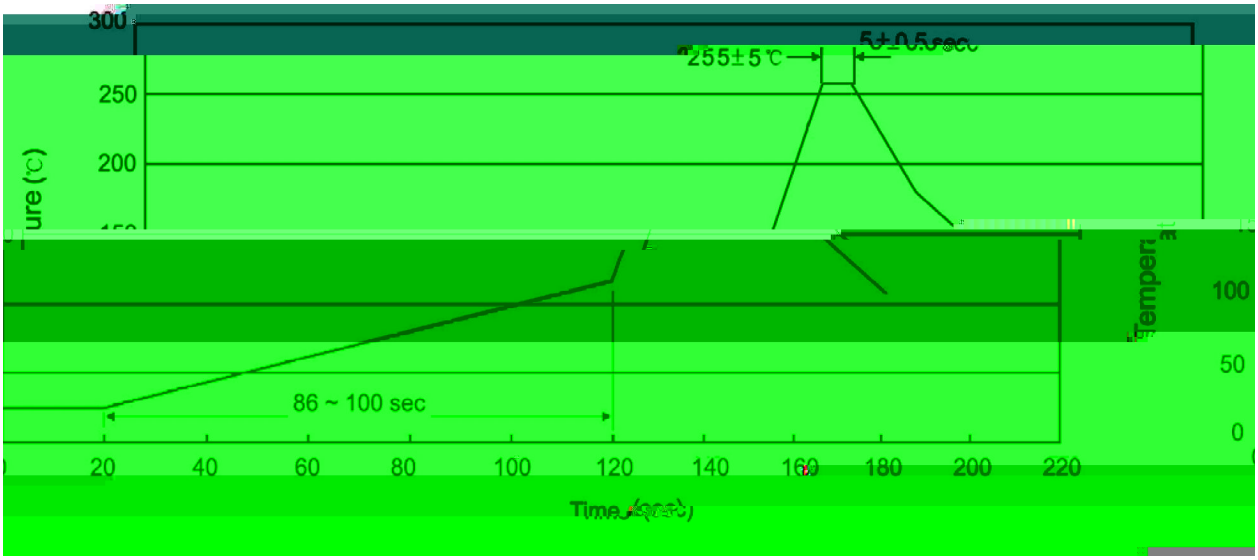

ب ˝ χ

1 ǂ ♬ □ ỷ 25 Ḱ 150 ɬ ı ˋH ɮ 60 Ḱ 90sec;

2 Š Ö □ ỷ 255 ° 5 ɬ ı ˋH ɮ ˋY ⺈ ㎲ 5 ° 0.5sec;

3 ì ˙ ˥ ˛ ɔ ɷ ỷ ㎲ 2 Ḱ 10 ɬ /sec.

Note:

1.Preheating:25~150 ɬ , Time:60~90sec.

2.Peak Temp.:255 ° 5 ɬ , Duration:5 ° 0.5sec.

3. Cooling Speed: 2~10 ɬ /sec.

/ Resistance to Soldering Heat Test Conditions

□ ỷ χ 270 ° 5 ɬ ˋH ɮ χ 10 ° 1 sec. Temp.:270 ° 5 ɬ Time:10 ° 1 sec

/ Packaging SPEC.

ˋΩ ţ γ ŁŁ / BULK

Package Type 封装形式	Units 包装数量					Dimension 包装尺寸 (unit: mm3)	
	只袋	袋盒	只盒	盒箱	只箱	袋	盒