SOT-23 NPN Silicon NPN transistor in a SOT-23 Plastic Package.

, KTA1505

Excellent hFE linearity, complementary pair with KTA1505.

General amplifier and switching application.

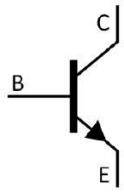



PIN 1 Base PIN 2 : Emitter PIN 3 Collector

h_{FE} Classifications Symbol	O	Y	GR
h_{FE} Range	70 140	120 240	200 400
Marking	HWO	HWY	HWG

Parameter	Symbol	Rating	Unit
Collector to Base Voltage	V_{CBO}	35	V
Collector to Emitter Voltage	V_{CEO}	30	V
Emitter to Base Voltage	V_{EBO}	5.0	V
Collector Current	I_C	500	mA
Base Current	I_B	50	mA
Collector Power Dissipation	P_C	150	mW
Junction Temperature	T_j	150	
Storage Temperature Range	T_{stg}	-55 150	

Parameter	Symbol	Test Conditions	Min	Typ	Max	Unit
Collector Cut-Off Current	I_{CBO}	V_{CB}=35V I_E=0			0.1	μA
Emitter Cut-Off Current	I_{EBO}	V_{EB}=5.0V I_C=0			0.1	μA
DC Current Gain	$h_{FE(1)}$	V_{CE}=1.0V I_C=100mA	70		400	
	$h_{FE(2)}$	V_{CE}=6.0V I_C=400mA	25			
Collector to Emitter Saturation Voltage	$V_{CE(sat)}$	I_C=100mA I_B=10mA		0.1	0.25	V
Base to Emitter Voltage	V_{BE}	V_{CE}=1.0V I_C=100mA		0.8	1.0	V
Transition Frequency	f_T	V_{CE}=6.0V I_C=20mA		300		MHz
Collector Output Capacitance	C_{ob}	V_{CE}=6.0V f=1.0MHz		7.0		pF

I_C - V_{CE}

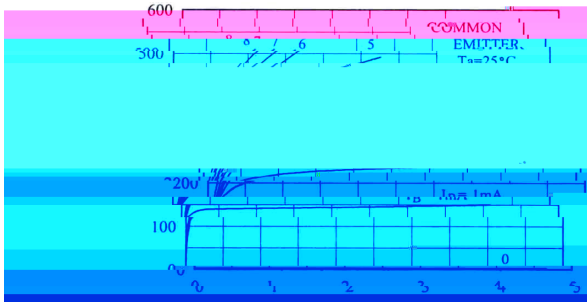
600
COMMON
EMITTER
300
200
100
0
0
1
2
3
4
5

h_{FE} - I_C


1k
COMMON EMITTER
500
50
30
10

SOT-23 单位：mm

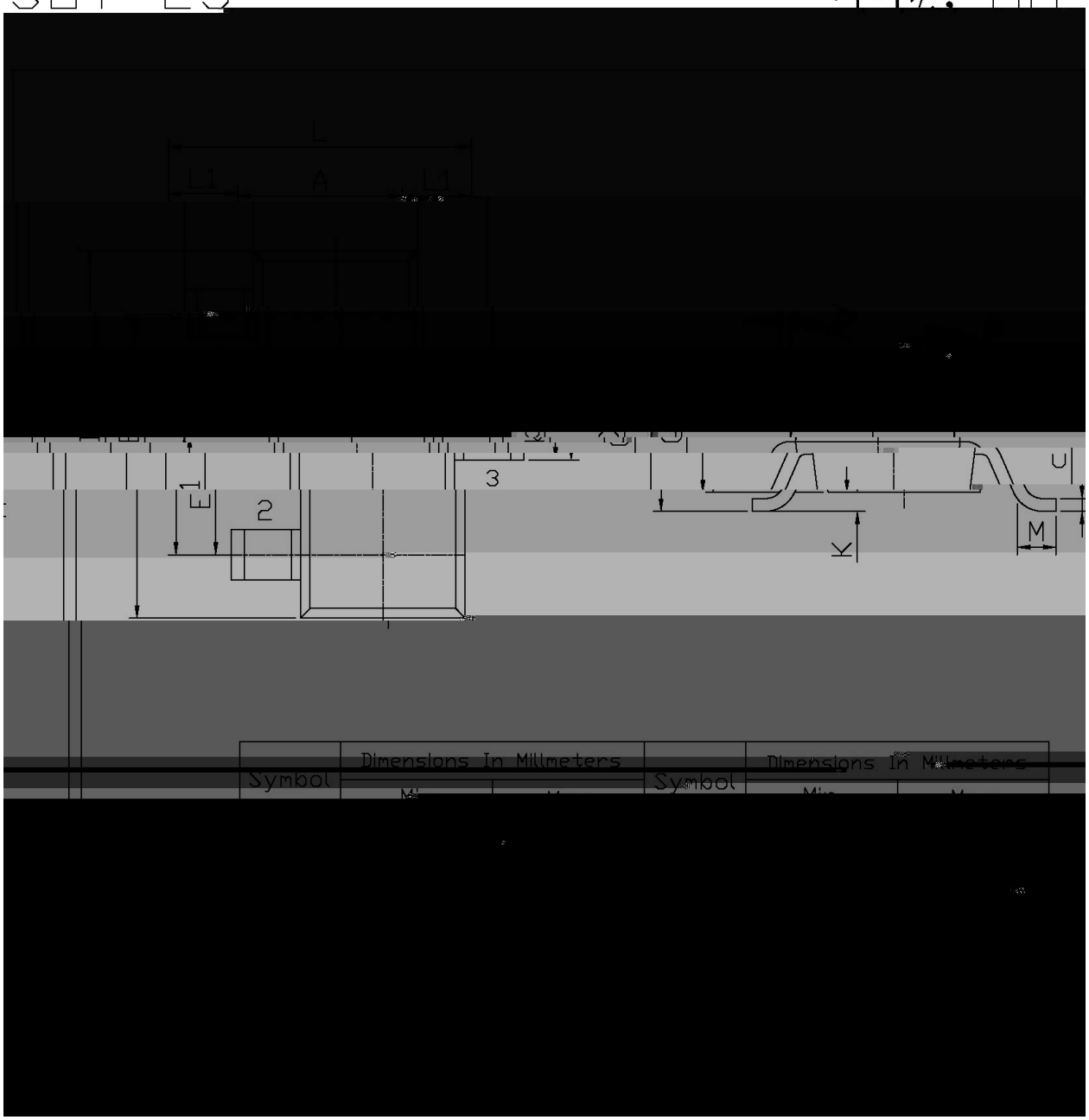
L
L1
A
L1
E1
2
3
K
M
U
Symbol
Dimensions In Millmeters
Symbol
Dimensions In Millmeters

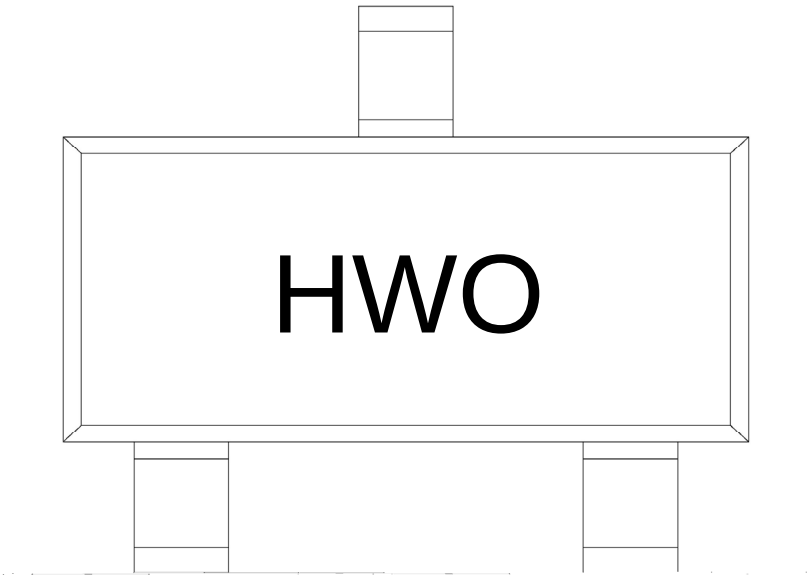

H

W

O h_{FE}

Note:

H	Company Code
W	Product Type
O	h_{FE} Classifications Symbol

Temperature Profile for IR Reflow Soldering(Pb-Free)

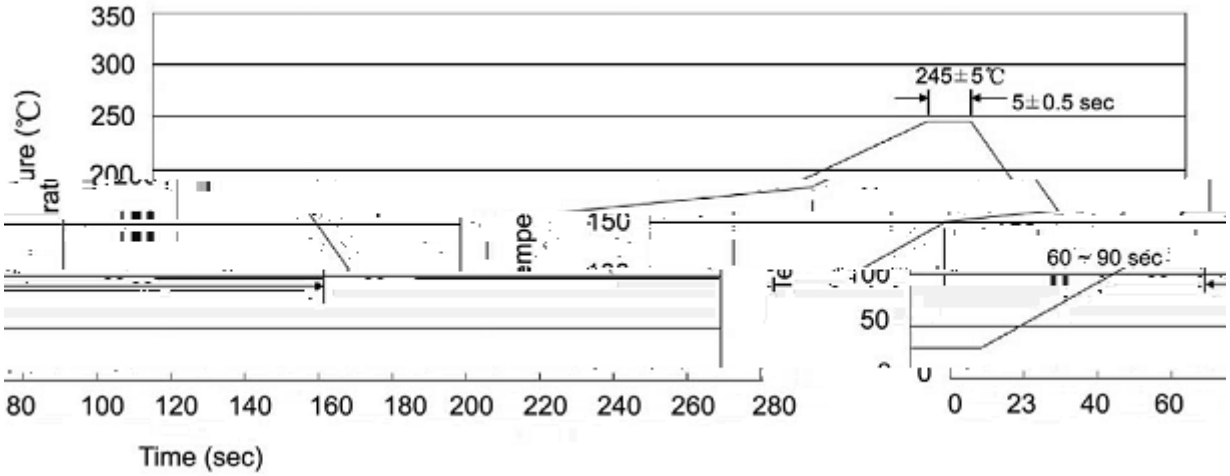

Note:

1 25 150 60 90sec;

1.Preheating:25~150 , Time:60~90sec.

2 245±5 5±0.5sec;

2.Peak Temp.:245±5 , Duration:5±0.5sec.

3 2 10 /sec.

3. Cooling Speed: 2~10 /sec.

260±5 10±1 sec.

Temp.:260±5 Time:10±1 sec

/ REEL

Package Type	Units					Dimension		(unit mm^3)