| Parameter | Symbol | Rating | Unit |
|---|---|---|---|
| Collector to Base Voltage | $V_{CBO}$ | 30 | V |
| Collector to Emitter Voltage | $V_{CEO}$ | 30 | V |
| Emitter to Base Voltage | $V_{EBO}$ | 5.0 | V |
| Collector Current - Continuous | $I_C$ | 1.5 | A |
| Collector Base – Continuous | $I_B$ | 0.3 | A |
| Collector Power Dissipation | $P_C$ | 500 | mW |
| Collector Power Dissipation* | $*P_C$ | 1.0 | W |
| Junction Temperature | $T_j$ | 150 | Junction |

## / Electrical Characteristic Curve

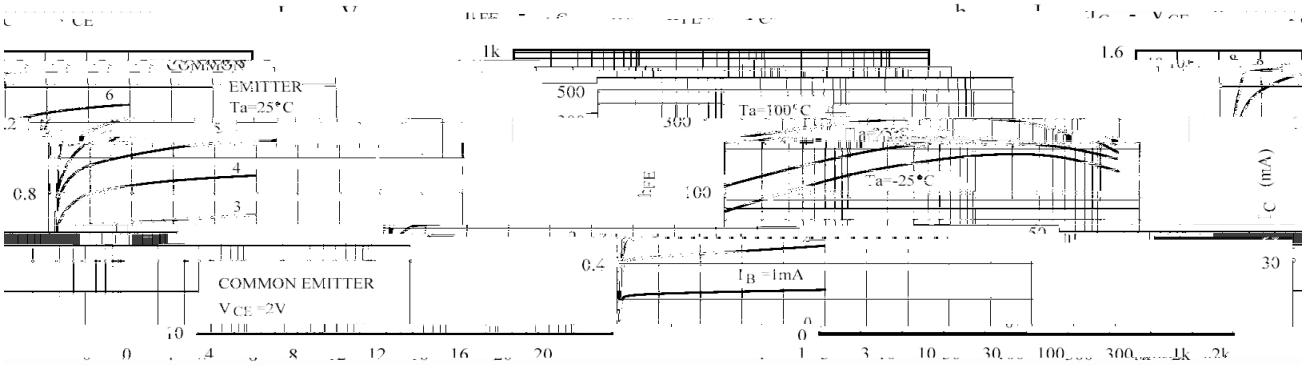


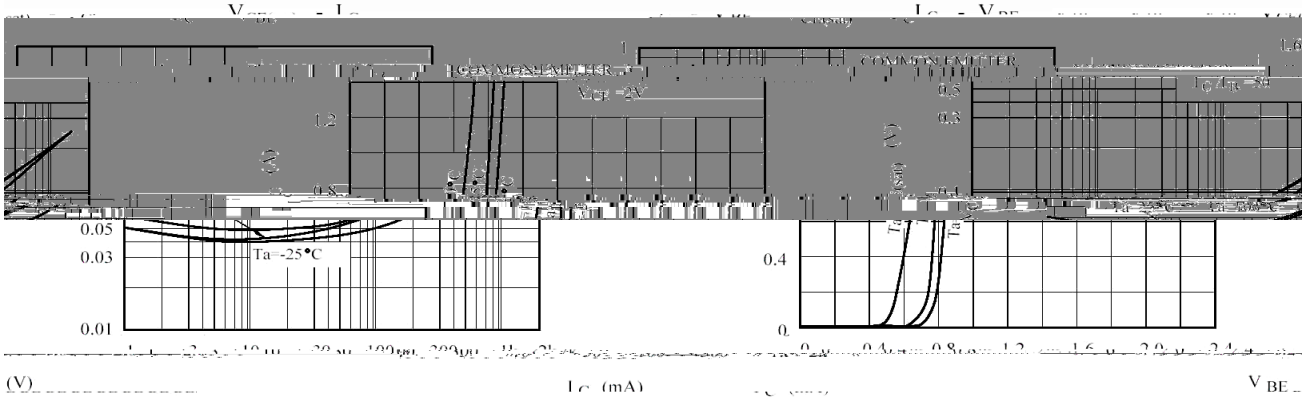


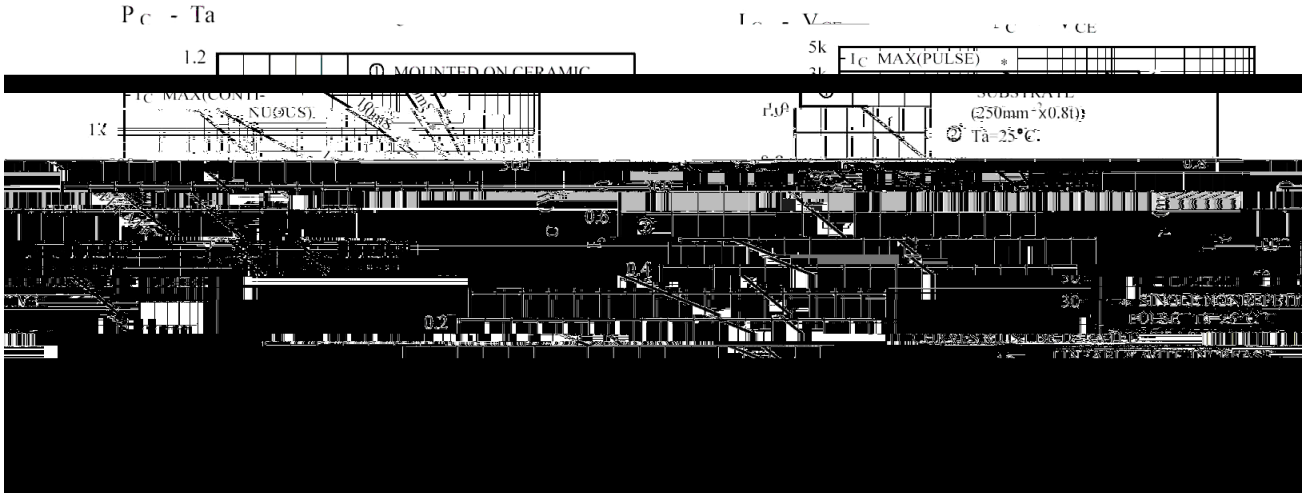

## / Package Dimensions




| Symbol | Dimensions In Millmeters | | Symbol | Dimensions In Millmeters | |
|---|---|---|---|---|---|
| | Min. | Max. | | Min. | Max. |
| A | 4.4 | 4.7 | a1 | 0.36 | 0.56 |
| B | 2.35 | 2.65 | a2 | 0.30 | 0.50 |

## / Marking Instructions




H

G

O $h_{FE}$

**

Note:

H: Company Code.

G: Product Type.

O $h_{FE}$ Classifications Symbol

**: Lot No. Code, code change with Lot No.