/ Descriptions

WR0553I ṂṂ Ł QSQ ÆṀ ч s ǁ ˥ Silicon NPN transistor in a TO-220F Plastic Package.

/ Features

kIH ɬ ớ Ḅ/љ NWE469; Ӥ ´

Good Linearity of h_{FE}, complementary pair with KTB1368.

/ Applications

ȟ̂ ̂ ̂ ̆ ǫ̈ ƶ

General Purpose Application.

/ Equivalent Circuit

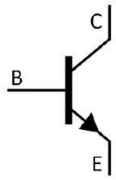

/ Pinning



PIN1 χ Base PIN 2 χ Collector PIN 3 χ Emitter

/ h_{FE} Classifications & Marking

h_{FE} Classifications Symbol	R	O	Y
h_{FE} Range	40~80	70~140	120~240

v ̈Ω Parameter	ϒ N Symbol	̈Ω Ö Rating	D Ђ Unit
Collector to Base Voltage	V_{CBO}	80	V

/ Electrical Characteristic Curve



/ Package Dimensions



/ Marking Instructions

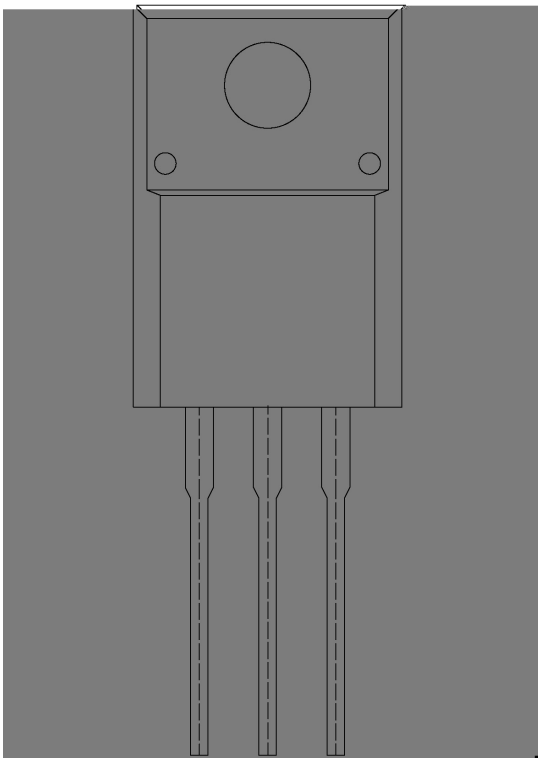

ب ˝ χ

EU χ	ⱶ ⱷ ᴵᴵ Ⱬ
G5393 χ	ⱶ ⱷ ᴺ Ⱬ
U=	ⱶ ⁶ Ⱪ Ⱬ
---- χ	ⱶ ⱶ ⱷ ⱷ ᴺ Ⱬ ⱶ ⱶ ⱶ ⱷ ⱷ ᴺ Ψ ⱷ

Note:

BR:	Company Code.
D2060:	Product Type.
R:	h_{FE} Classifications Symbol.

( ) / Temperature Profile for Dip Soldering(Pb-Free)



ب ˝ χ

1 ʃ ♬ □ ỷ 25 Ḱ 150 ɬ ı `H ڑ 60 Ḱ 90sec;

2 Š Ö □ ỷ 255 ° 5 ɬ ı `H ڑ ˙Y ⺈ ⺾ 5 ° 0.5sec;

3 ì ˙ ˥ ˛ ɔ ھ ỷ ⺾ 2 Ḱ 10 ɬ /sec.

Note:

1.Preheating:25~150 ɬ , Time:60~90sec.

2.Peak Temp.:255 ° 5 ɬ , Duration:5 ° 0.5sec.

3. Cooling Speed: 2~10 ɬ /sec.

/ Resistance to Soldering Heat Test Conditions

□ ỷ χ 270 ° 5 ɬ `H ڑ χ 10 ° 1 sec. Temp:270±5 Time:10±1 sec

/ Packaging SPEC.

ˇΩ̣ τ ɣ ᴇ / BULK

Package Type	Units					Dimension (unit mm3)		
	Units/Bag /	Bags/Inner Box /	Units/Inner Box /	Inner Boxes/Outer Box /	Units/Outer Box /	Bag	Inner Box	Outer Box
TO-220F	200	10	2,000	5	10,000	135×190	237×172×102	560×245×195

ˇ ˥ ɣ ᴇ / TUBE

Package Type	Units					Dimension (unit mm3)		
	Units/Tube /	Tubes/Inner Box /	Units/Inner Box /	Inner Boxes/Outer Box /	Units/Outer Box /	Tube	Inner Box	Outer Box
TO-220F	50	20	1,000	5	5,000	532×31.4×5.5	555×164×50	575×290×180

/ Notices