TO-263

Schottky Diode in a TO-263 Plastic Package.

Low forward voltage drop,low power losses,High efficiency operation.

OR-ing DC-DC

For use in high frequency inverters, switching power supplies, freewheeling diodes, OR-ing diode, dc-to-dc converters and reverse battery protection.

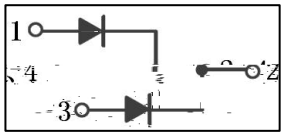



PIN1 Anode PIN 2 4 Cathode PIN 3 Anode

See Marking Instructions.

Parameter	Symbol	Rating	Unit
Peak Repetitive Reverse Voltage	V_{RRM}	100	V
Average forward rectified Current	I_F	2X10	A
Non Repetitive Peak Surge Current	I_{FSM}	150	A
Thermal Resistance Junction to Case	R_{Jc}	2.8	/W
Junction and Storage Temperature Range	T_j T_{stg}	-40~+150	

Parameter	Symbol	Test Conditions		Min	Typ	Max	Unit
Reverse Voltage	$V_{(BR)R}$	I_R =1mA	Ta=25	100			V
Forward Voltage	V_{FM}	I_F =5.0A	Ta=25		0.55	0.65	V
		I_F =10A	Ta=25		0.73	0.79	V
		I_F =5A	Ta=125		0.50	0.60	V
		I_F =10A	Ta=125		0.62	0.68	V
Instantaneous Reverse Current	I_R Note 1	V_R=100V	Ta=25			100	uA
		V_R=100V	Ta=125		10	25	mA

/Notes

1. /Short duration pulse test used to minimize self-heating effect.

2. / Unless otherwise noted, values for the parameters of a single chip

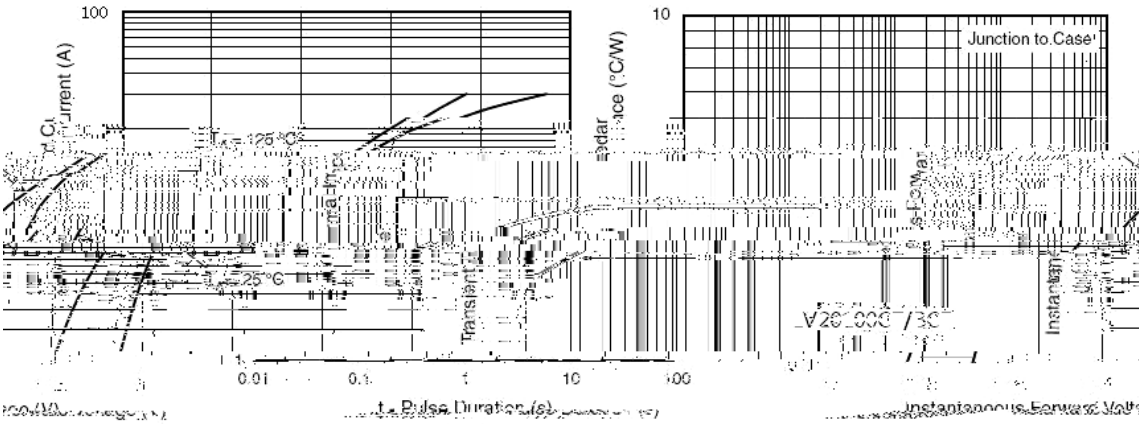
100
10
Junction to Case
T_A = 125 °C
25 °C
Transient
0.01
0.1
1
10
t - Pulse Duration (s)

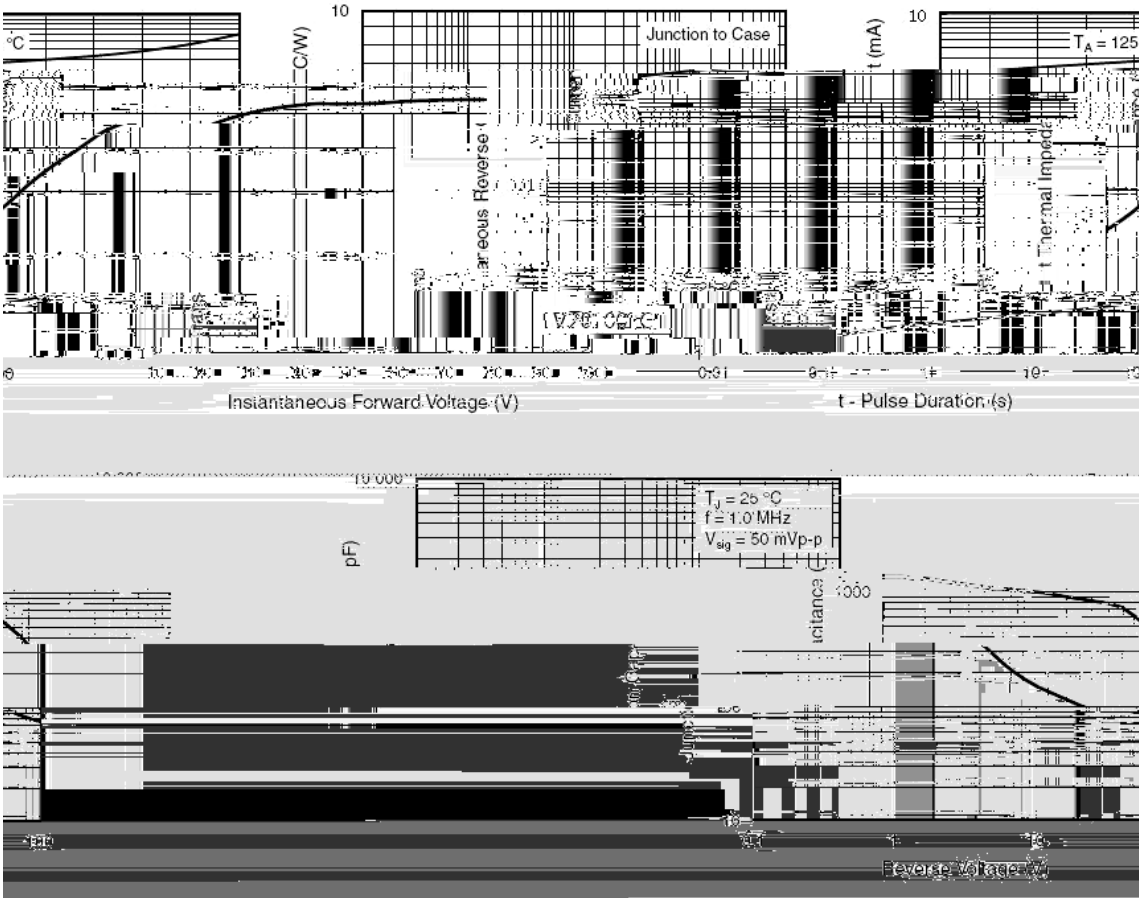
10
Junction to Case
T_A = 125
Instantaneous Forward Voltage (V)
t - Pulse Duration (s)
T_J = 25 °C
f = 1.0 MHz
V_{sig} = 50 mVp-p
Reverse Voltage (V)

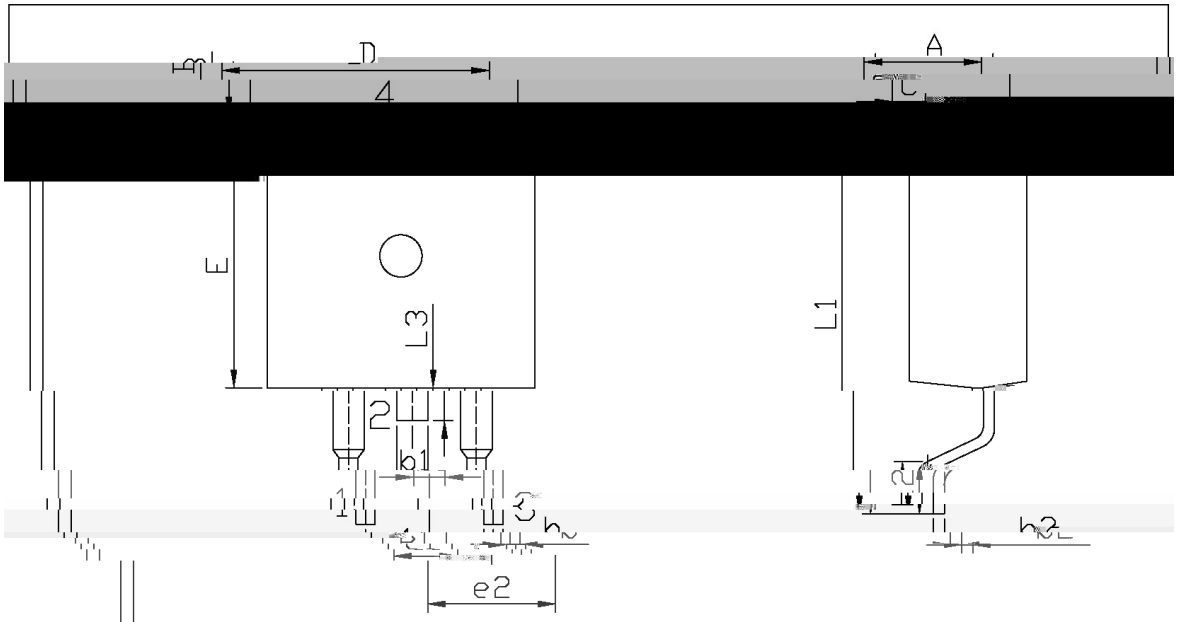

单位：mm

Dimensions In Millimeters				Dimensions In Millimeters			
Symbol	Min	Max		Symbol	Min	Max	
A	4.30	4.70		L	9.00	9.40	
B	1.00	1.40					

TO-263

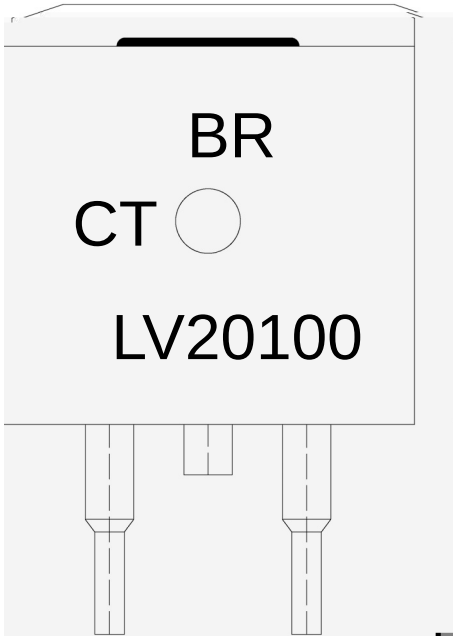

BR

LV20100

CT:

****

Note:

BR:	Company Code
LV20100	Product Type.
CT:	Internal Structure
****:	Lot No. Code, code change with Lot No.

Temperature Profile for IR Reflow Soldering(Pb-Free)

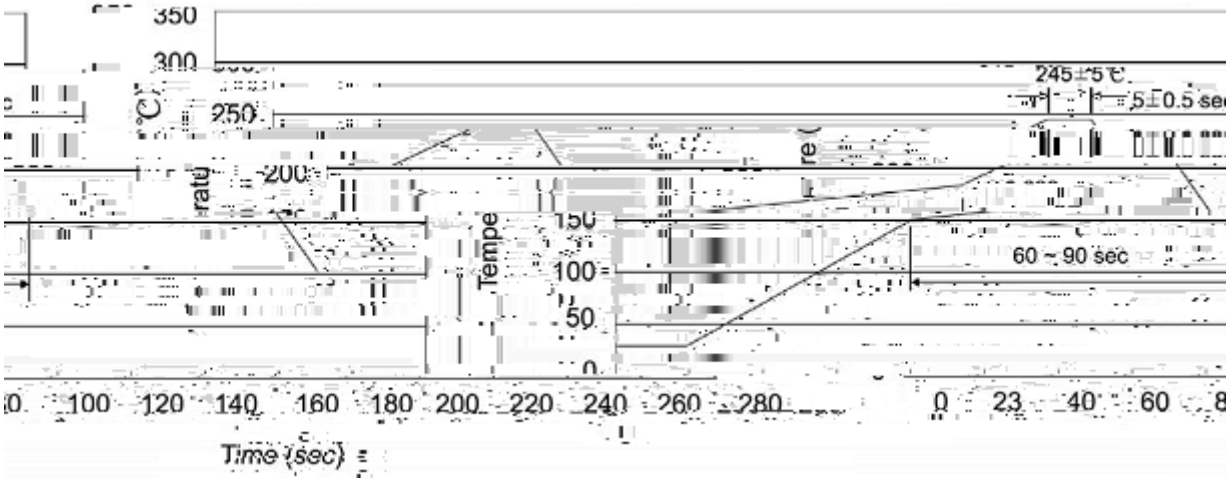

Note:

1 25 150 60