WR0596 ṂṂ Ŀ ≠ ᵍ⁀ ‖ ˥

Schottky Barrier Diode in a TO-263 Plastic Package.

Ḩ* ᵇ я ᴗ ı Ḩ ı ᾰ ı ᾧ ' ᴥ

Low forward voltage drop,low power losses,High efficiency operation.

ᵀ̂ᵒ̂ᵒ̂ ᴥ ᶊ ' ᶋ ᴪ ᴴ ı Ȁ ʜ ɔ ◊ ı ᴧ ᶫ⁀ ‖ ˥ ı RU0lqj ⁀ ‖ ˥ ı GF0GF ᶜ Ώ ᴴ ᴝ ɔ – ɾ ᵇ ʒ ï

For use in high frequency inverters, switching power supplies, freewheeling diodes, OR-ing diode, dc-to-dc converters and re

v ˜Ω	˧ N	˜Ω Ö	D Ĥ
Parameter	Symbol	Rating	

/ Electrical Characteristic Curve

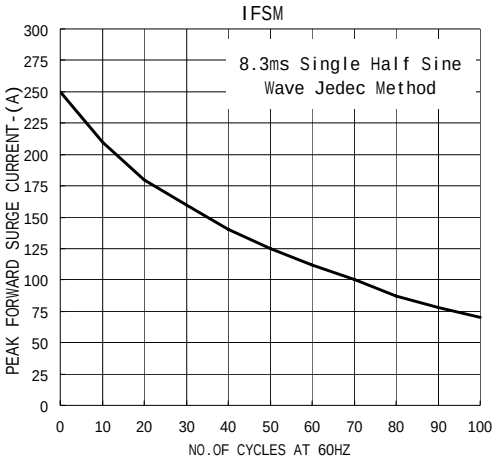

/ Package Dimensions

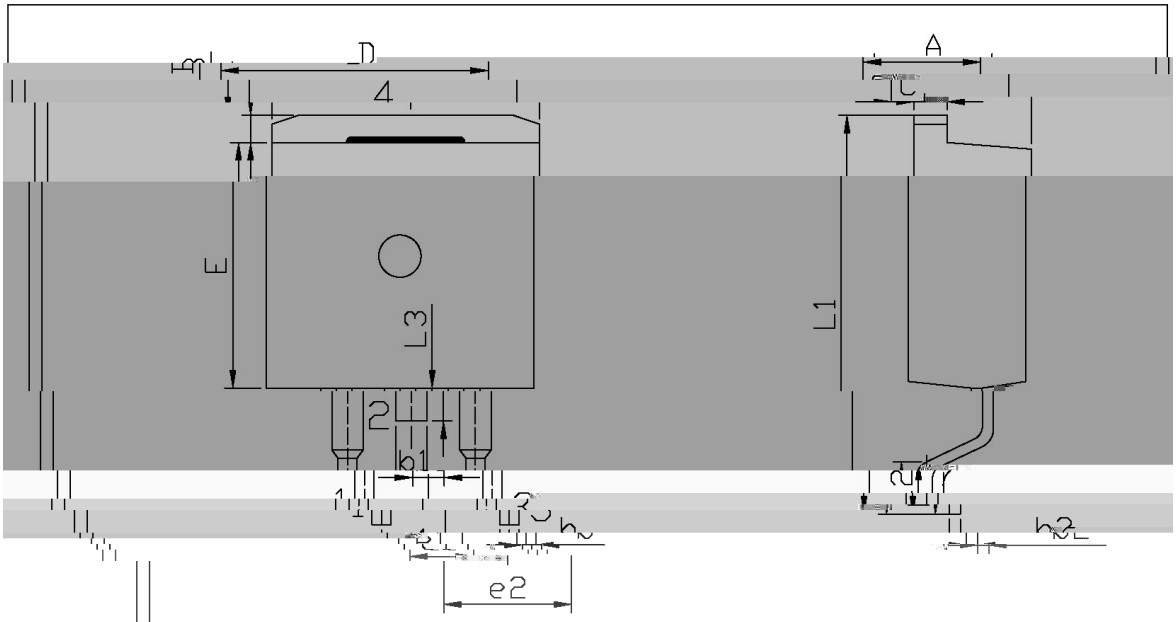

Dimensions In Millimeters					
Symbol	Min	Max	Symbol	Min	Max
A	4.30	4.70	E	9.00	9.40
b	1.00	1.40	e1	2.34	2.74

/ Marking Instructions

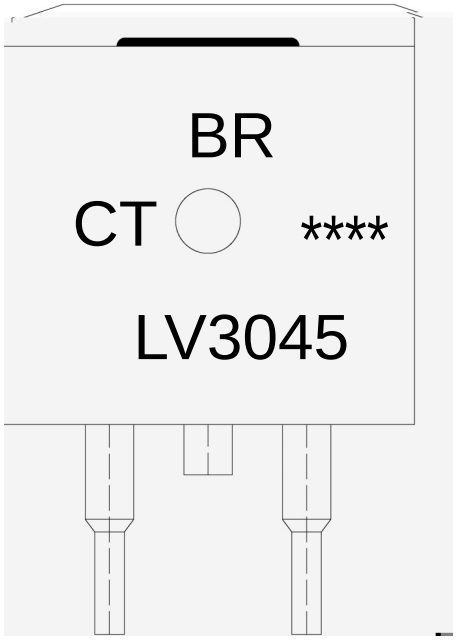

ب ˝ χ	
EU χ	ⱶ ⱷ ᴎ Ⱬ
0Y6378 χ	ⱶ ⱺ ᵝ ⱻ ᴺ
FW=	ⱶ ⱼ ᴗ̂ⱨ ⱼ ⸗
---- χ	ⱶ ⱺ ⱺ ⱸ̈ ᴺ Ⱬ ⱺ ⱺ ⱺ ⱸ̈ ᴺ ⱳ ⱴ
Note:	
BR:	Company Code
0Y6378 χ	Product Type.
FW:	Internal Structure
****:	Lot No. Code, code change with Lot No.

( ) / Temperature Profile for IR Reflow Soldering(Pb-Free)

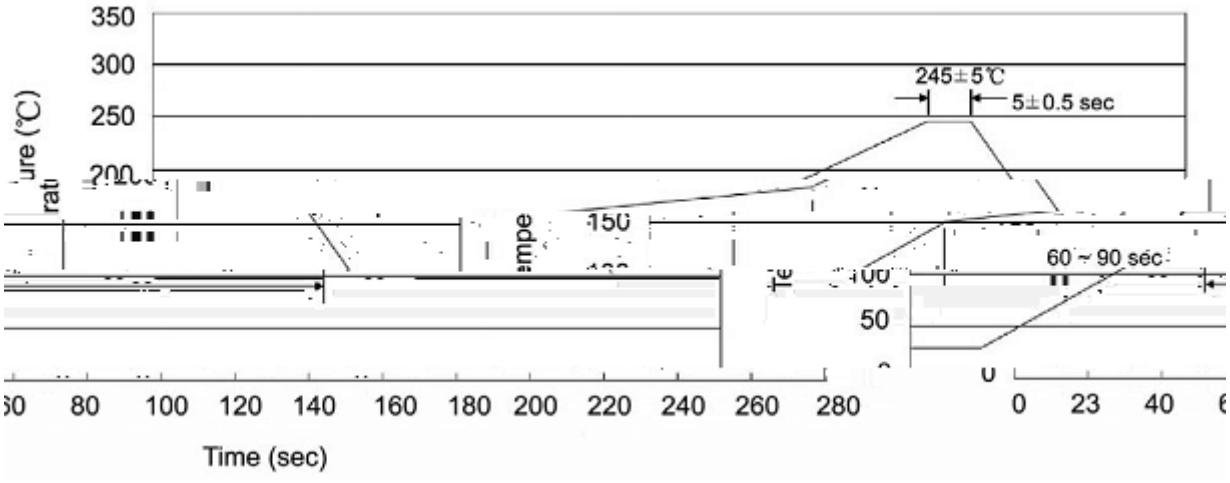

ب ˝ χ

1 ǂ ♬ □ ỷ 25 Ḱ 150 ɬ ı `H ڑ 60 Ḱ 90sec;

2 Š Ö □ ỷ 245 ° 5 ɬ ı `H ڑ ˙Y ⺈ ⺮ 5 ° 0.5sec;

3 ì ˙ ⺈ ˛ ɔ ھ ỷ ⺮ 2 Ḱ 10 ɬ /sec.

Note:

1.Preheating:25~150 ɬ , Time:60~90sec.

2.Peak Temp.:245 ° 5 ɬ , Duration:5 ° 0.5sec.

3. Cooling Speed: 2~10 ɬ /sec.

/ Resistance to Soldering Heat Test Conditions

□ ỷ χ 260 ° 5 ɬ `H ڑ χ 10 ° 1 sec. Temp.:260±5 Time:10±1 sec

/ Packaging SPEC.

ɔ` γ ⊢ / REEL

Package Type	Units					Dimension (unit mm^3)		
	Units/Reel /	Reels/Inner Box /	Units/Inner Box /	Inner Boxes/Outer Box /	Units/Outer Box /	Reel	Inner Box	Outer Box
TO-263	800	1	800	5	4,000	13 ×24	360×360×50	385×257×392