˝Yت / Descriptions

TO-277

TO-277 Plastic package Schottky diode .

◕ È / Features

High Forward Surge Capability, Ultra Low Forward Voltage Drop, Excellent High Temperature Stability.
HF Product.

४ ي / Applications

For use in low voltage,high frequency inverters, free wheeling, and polarity protection applications.

Ŋ ڤ ۃ ۂ ع / Equivalent Circuit

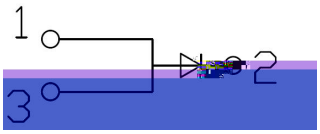

ã ⅄ ʊ˝ / Pinning



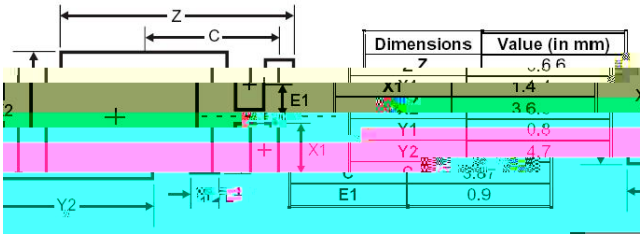

PIN1 Anode PIN 2 Cathode PIN 3 Anode Suggested Pad layout

ۃ ۂ z ŁŁ ʜ ב / h_{FE} Classifications & Marking

See Marking Instructions.

Parameter	Symbol	Rating	Unit
Peak Repetitive Reverse Voltage Working Peak Reverse Voltage Peak Reverse Voltage	V_{RRM} V_{RWM} V_{RM}	200	V
RMS Reverse voltage	$V_{R(RMS)}$	180	V
Average Rectified Output Current	I_O	4	A
Non Repetitive Current	I_{FM}	8	A
Non-Repetitive Peak Forward Surge Current	I_{FSM}	100	A
Junction Temperature Range	$T_{j\ MAX}$	150	
Storage Temperature Range	T_{stg}	-55 150	
Typical Thermal Resistance	R_{JA} Note 1	80	/W

Parameter	Symbol	Test Conditions	Min	Typ	Max	Unit
Reverse Voltage	V_R	I_R=0.3mA	200			V
Forward voltage	V_F	I_F=3A T_J=25 /T_J=125		780/625	820	mV
		I_F=4A T_J=25 /T_J=125		795/649	840	mV
		I_F=8A T_J=25 /T_J=125		851/715	890	mV

ƒ Electrical Characteristic Curve

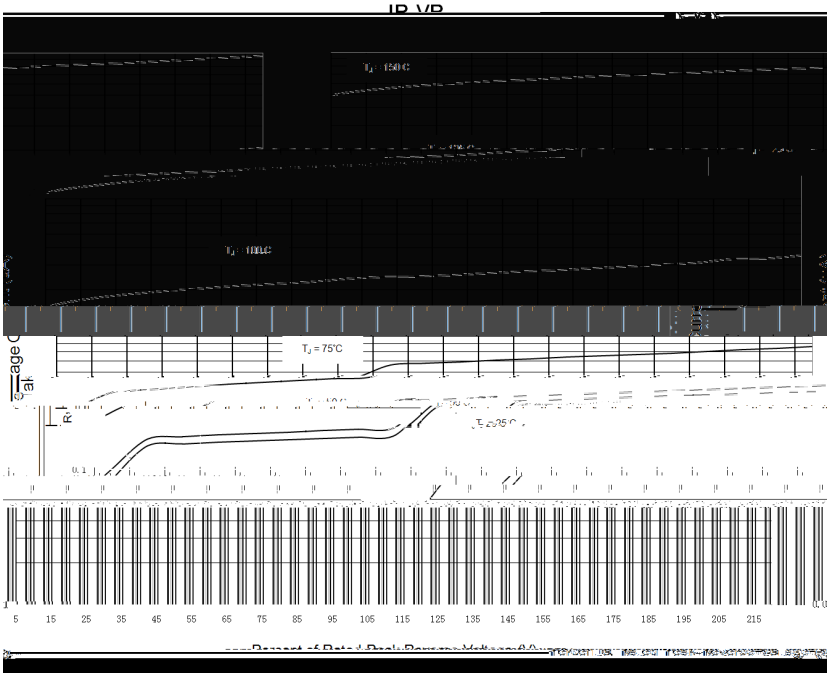

IF-VF

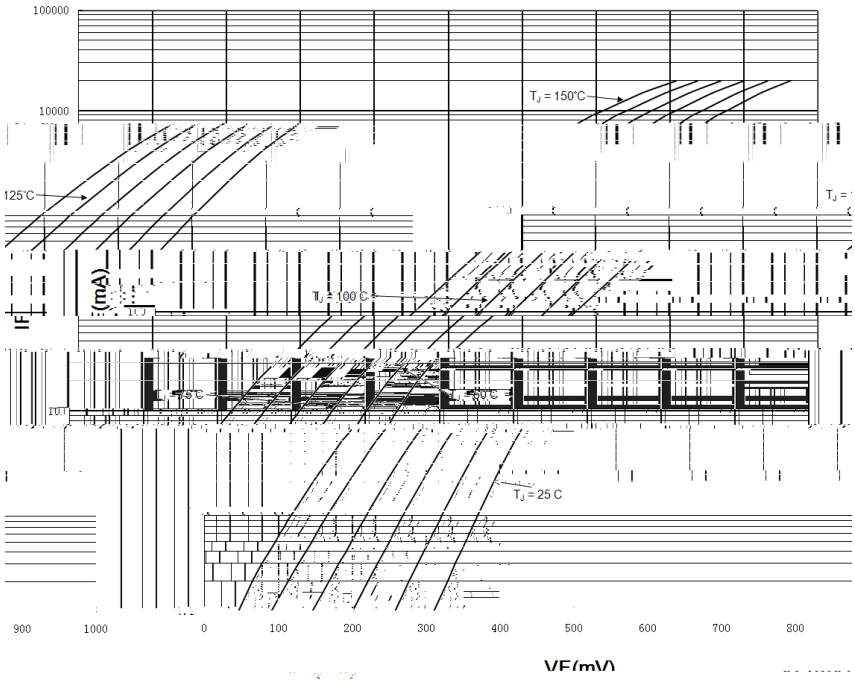

ᵘ ĖÒĻ ʃ / Package Dimensions

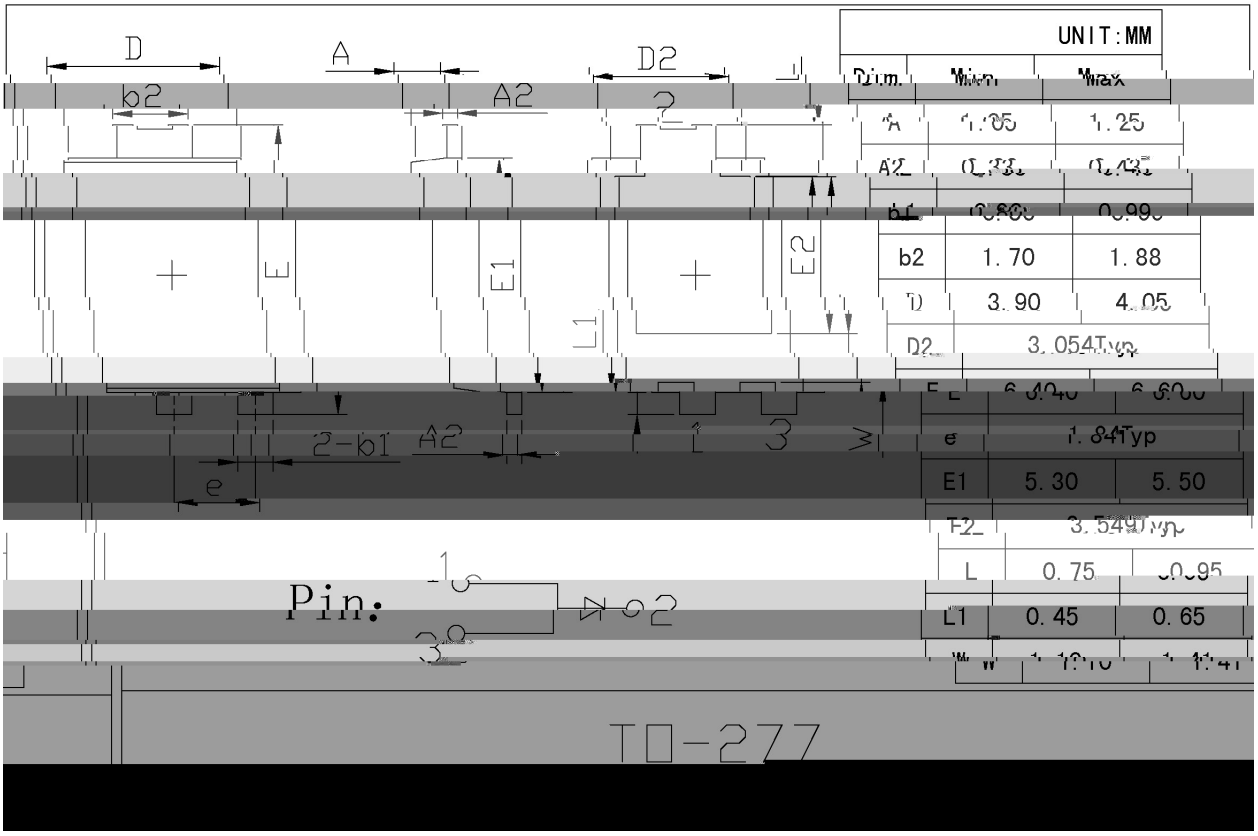

ł. Ļ"Ω / Marking Instructions



4200

****

Note:

4200	Product Type.
****:	Lot No. Code, code change with Lot No.

ƀh ʃ ╗ ẘ ´E ⅵ ƒ (ᾠ̆ ʒ) / Whp shudwxuh Suriloh iru LU Uhior z Vroghulqj+Se0luhh,

[redacted]

1	150	180		60	90sec;		
2	245±5				5±0.5sec;		
3			2	10	/sec.		



Note:
1.Preheating:150~180 , Time:60~90sec.
2.Peak Temp.:245±5 , Duration:5±0.5sec.
3.