/ Descriptions

TO-252

Schottky Barrier Diode in a TO-252 Plastic Package.

/ Features

V_F(typ)=0.26V

High Forward Surge Capability, Ultra Low Forward Voltage DropV_F(typ)=0.26V,Excellent High Temperature Stability.

/ Applications

For use in low voltage, high frequency inverters, free wheeling, and polarity protection applications.

/ Equivalent Circuit

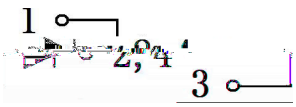

/ Pinning



PIN1 Anode PIN 2,4 Cathode PIN 3 Anode

/ h_{FE} Classifications & Marking

See Marking Instructions.

Parameter	Symbol	Rating	Unit
Peak Repetitive Reverse Voltage Working Peak Reverse Voltage DC Blocking Voltage	V_{RRM} V_{RWM} V_{RM}	45	V
RMS Reverse Voltage	$V_{R(RMS)}$	31.5	V
Average Rectified Current	I_O	5.0	A
Peak Forward Surge Current	I_{FSM}	80	A
Junction Temperature Range	$T_{j\ MAX}$	150	
Storage Temperature Range	T_{stg}	-55 150	
Typical thermal resistance	R JA Note 1	73	/W

Parameter	Symbol	Test Conditions		Min	Typ	Max	Unit
Reverse Voltage	V_{BR}	I_R=0.5mA		45			V
Forward Voltage	V_F	I_F=2A	T_J=25		0.37	0.42	V
		I_F=2A	T_J=125		0.26		V
		I_F=5A	T_J=25		0.43	0.48	V
		I_F=5A	T_J=125		0.37		V
Instantaneous Reverse Current	I_R Note 2	V_R=45V	T_J=25		0.02	0.3	mA
		V_R=35V	T_J=85		1.8	10	mA
		V_R=45V	T_J=125		15	100	mA

/ Electrical Characteristic Curve

/ Package Dimensions

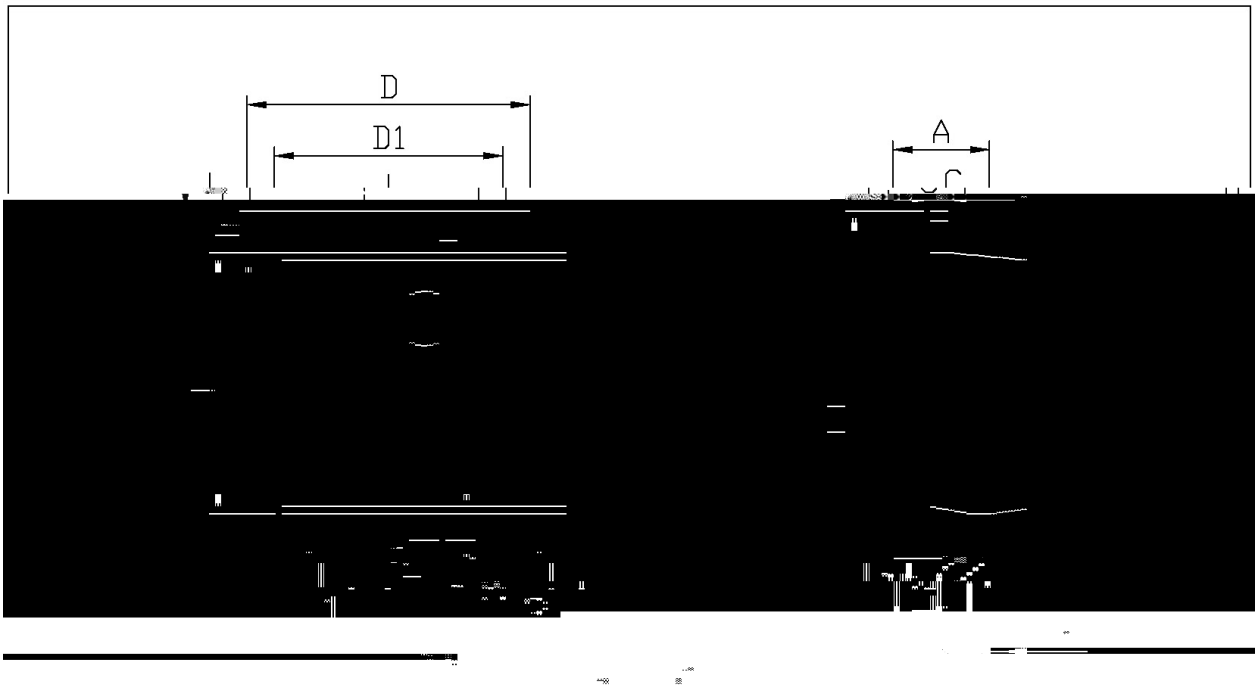

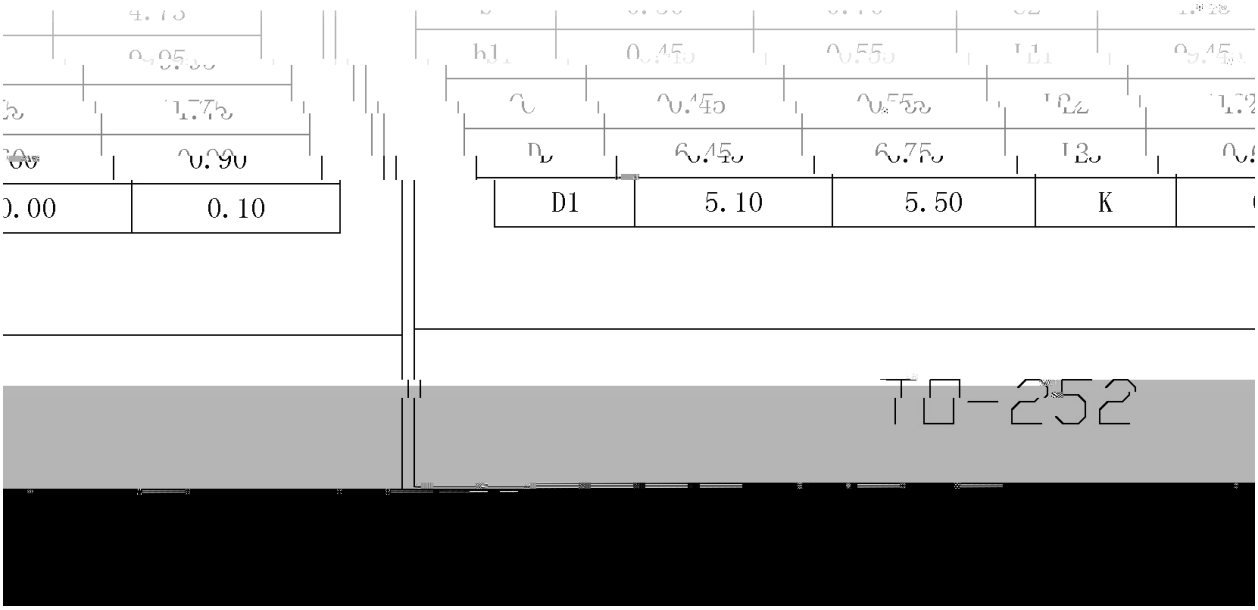

/ Marking Instructions



BR

LV5S45

****

Note:

BR:	Company Code
LV5S45	Product Type.
****:	Lot No. Code, code change with Lot No.