/ Descriptions

TO-220

Schottky Barrier Diode in a TO-220 Plastic Package.

/ Features

Low power loss, high efficiency.

/ Applications

For use in low voltage,high frequency inverters, free wheeling, and polarity protection applications.

/ Equivalent Circuit

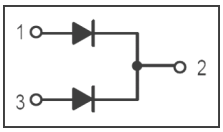

/ Pinning



PIN1 Anode PIN 2 Cathode PIN 3 Anode

/ h_{FE} Classifications & Marking

See Marking Instructions.

Parameter	Symbol	Rating	Unit
Peak Repetitive Reverse Voltage Working Peak Reverse Voltage Peak Reverse Voltage	V_{RRM} V_{RWM} V_{RM}	100	V
RMS Reverse Voltage	$V_{R(RMS)}$	70	V
Peak Repetitive Forward Current	$I_{F(AV)}$	2 × 5	A
Non-Repetitive Peak Forward Surge Current	I_{FSM}	125	A
Thermal Resistance Junction to Case	$R_{\theta Jc}$	2.5	/W
Junction Temperature Range	T_{jMAX}	150	
Storage Temperature Range	T_{stg}	-55 150	

/ Electrical Characteristic Curve

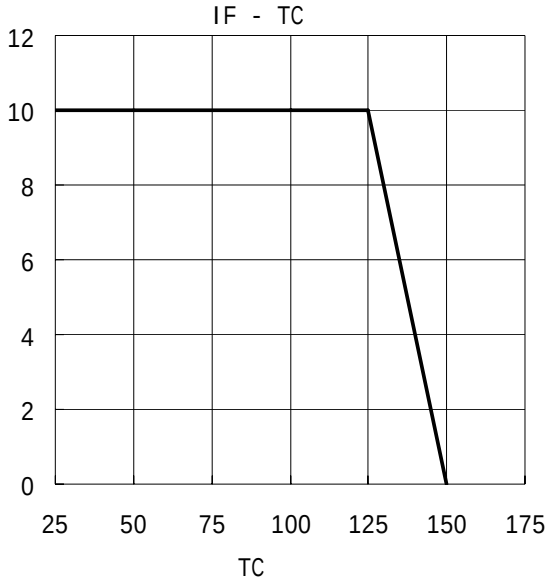

/ Package Dimensions

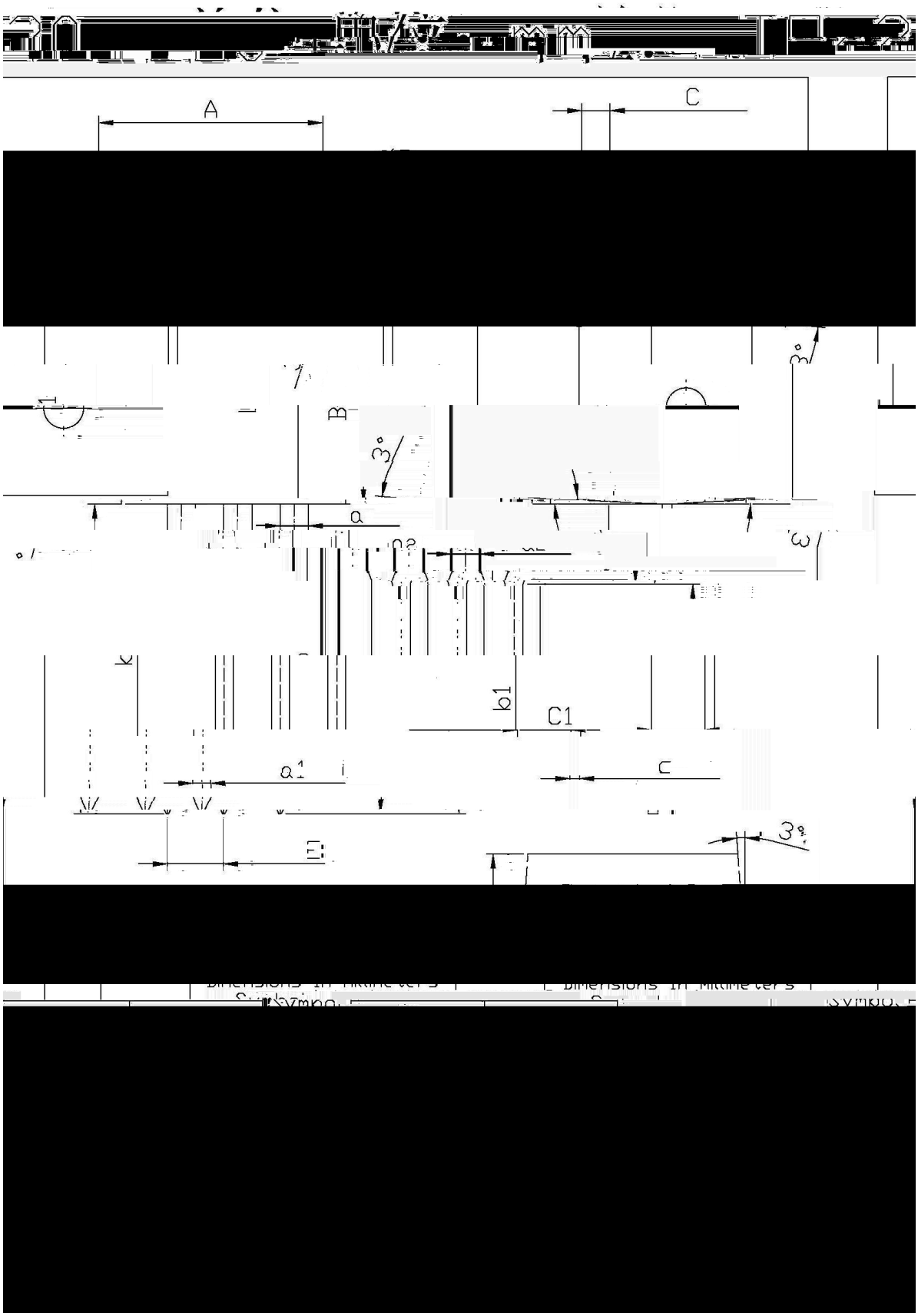

/ Marking Instructions

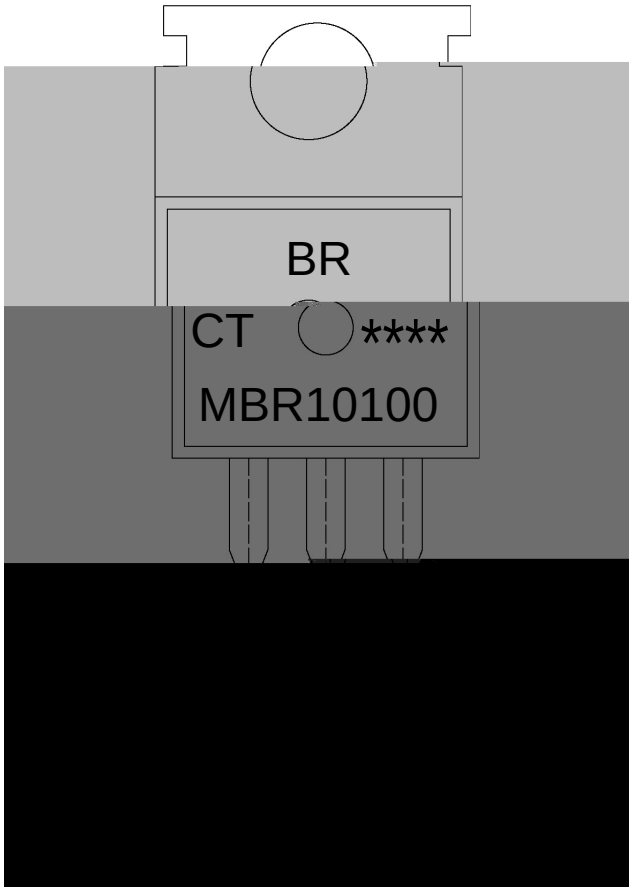

BR

MBR10100

CT:

****

Note:

BR:	Company Code
MBR10100	Product Type.
CT:	Internal Structure
****:	Lot No. Code, code change with Lot No.

( ) / Temperature Profile for Dip Soldering(Pb-Free)

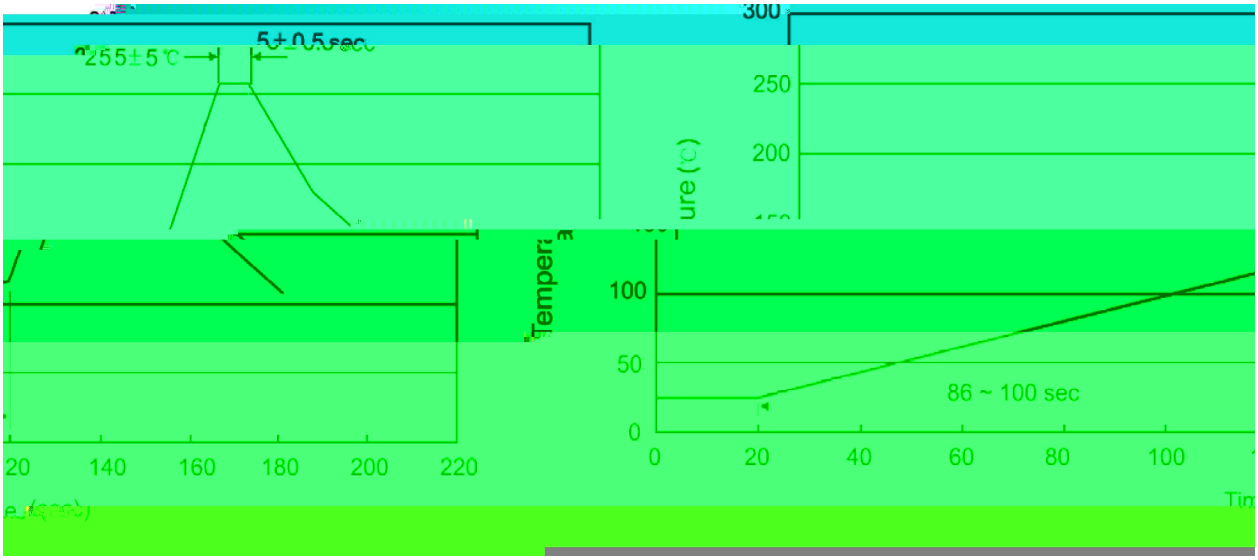

1	25	150	60	90sec;	Note: 1.Preheating:25~150 , Time:60~90sec.
2	255±5			5±0.5sec;	2.Peak Temp.:255±5 , Duration:5±0.5sec.
3		2	10	/sec.	3. Cooling Speed: 2~10 /sec.

/ Resistance to Soldering Heat Test Conditions

270±5	10±1 sec.	Temp.:270±5	Time:10±1 sec

/ Packaging SPEC.

/ BULK

Package Type	Units					Dimension		(unit mm³)
	Units/Bag /	Bags/Inner Box /	Units/Inner Box /	Inner Boxes/Outer Box /	Units/Outer Box /	Bag	Inner Box	Outer Box
TO-220/F	200	10	2,000	5	10,000			