/ Descriptions

TO-220

Schottky Barrier Diode in a TO-220 Plastic Package.

/ Features

Low power loss, high efficiency, HF Product.

/ Applications

For use in low voltage, high frequency inverters, free wheeling, and polarity protection applications.

/ Equivalent Circuit

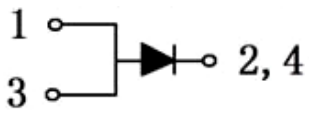

/ Pinning



PIN1 Anode PIN 2,4 Cathode PIN 3 Anode

/ Marking

See Marking Instructions.

Parameter	Symbol	Rating	Unit
Peak Repetitive Reverse Voltage Working Peak Reverse Voltage	V_{RRM} V_{RWM}	300	V
Reverse Voltage	V_R	300	V
Average Rectified Forward Current	$I_{F(AV)}$	10	A
Non Repetitive Peak Surge Current	I_{FSM}	100	A
Junction Temperature Range	T_j	150	
Storage Temperature Range	T_{stg}	-65 150	

Parameter	Symbol	Test Conditions	Min	Typ	Max	Unit
Reverse Voltage	V_R	I_R =0.5mA	300			V
Peak Forward Voltage	V_F	I_F =3.0A(T_j=25)		0.79	0.83	V
		I_F =10A(T_j=25)		0.89	0.94	V
Instantaneous Reverse Current	I_R	V_R=300V(T_j=25)			0.1	mA
		)				
		V_R=300V(T_j				

/ Electrical Characteristic Curve

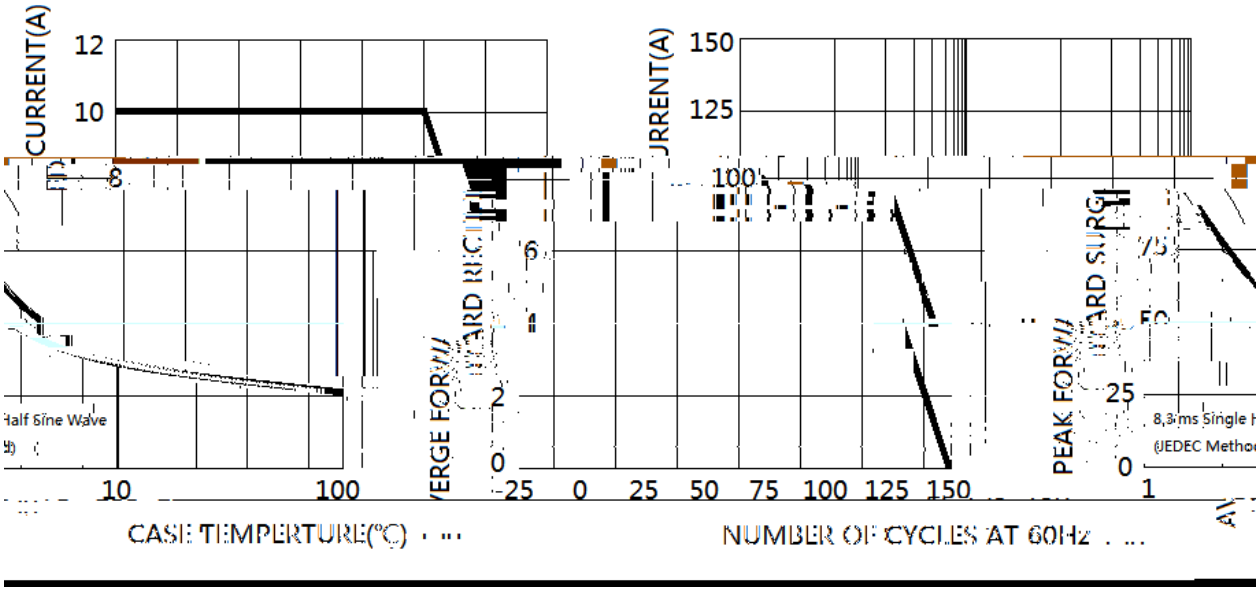

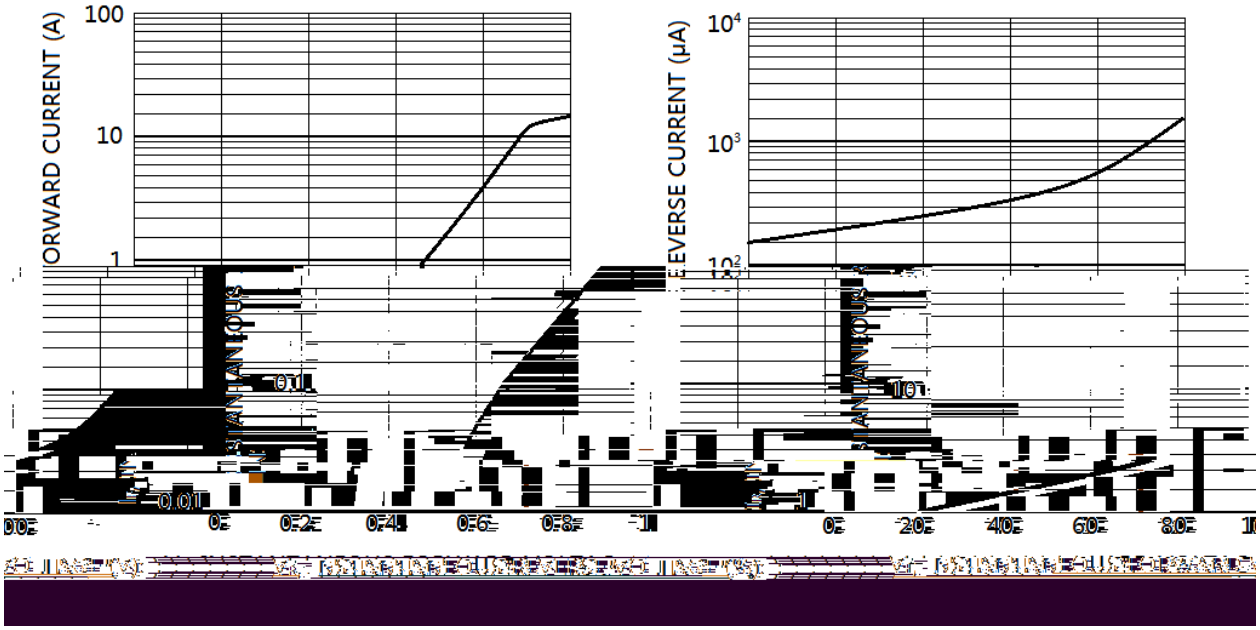

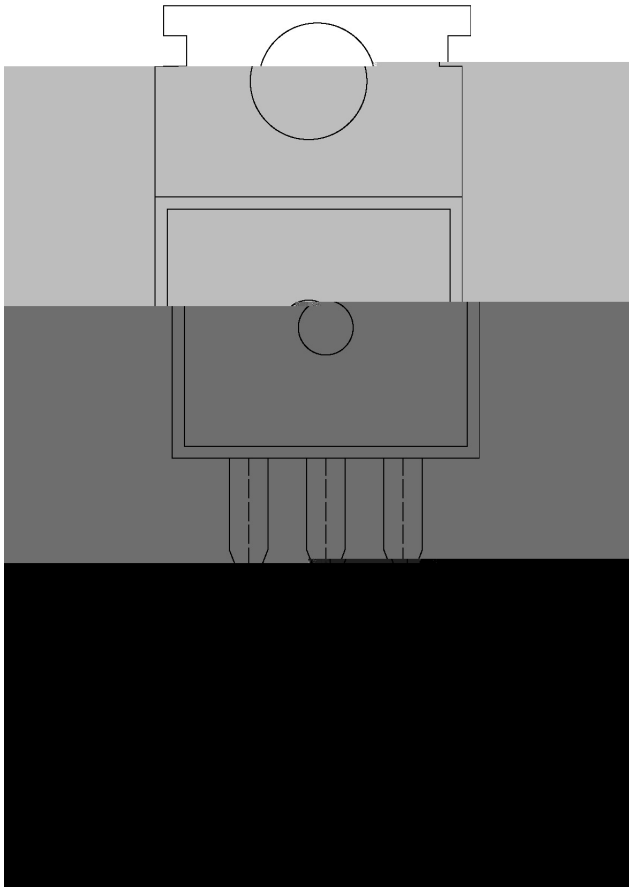

( ) / Temperature Profile for Dip Soldering(Pb-Free)



						Note:
1	25	150		60	90sec;	1.Preheating:25~150 , Time:60~90sec.
2	255±5				5±0.5sec;	2.Peak Temp.:255±5 , Duration:5±0.5sec.
3			2	10		