/ Descriptions

Schottky Diode in a TO-263 Plastic Package.

/ Features

Low power loss, high efficiency.

/ Applications

For use in low voltage,high frequency inverters, free wheeling, and polarity protection applications.

/ Equivalent Circuit

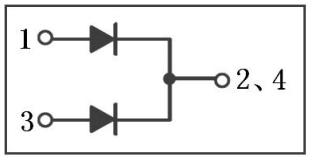

/ Pinning



PIN1 Anode PIN 2 4 Cathode PIN 3 Anode

/ h_{FE} Classifications & Marking

See Marking Instructions.

Parameter	Symbol	Rating	Unit
Peak Repetitive Reverse Voltage Working Peak Reverse Voltage DC Reverse Voltage	V_{RRM} V_{RWM} V_{RM}	200	V
DC Blocking Voltage	$V_{R(RMS)}$	140	V
Average forward rectified Current	$I_{F(AV)}$	2×5	A
Non Repetitive Peak Surge Current	I_{FSM}	120	A
Junction Temperature Range	$T_{j\ MAX}$	150	
Storage Temperature Range	T_{stg}	-65 150	

Parameter	Symbol	Test Conditions	Min	Typ	Max	Unit
Reverse Voltage	$V_{(BR)R}$	I_R =0.3mA	200			V
Peak Forward Voltage	V_{FM}	I_F =5.0A T_j=25		0.80	0.85	V
		I_F =5.0A T_j=125		0.68	0.75	V
		I_F =10A T_j=25		0.88	0.95	V
		I_F =10A T_j=125		0.77	0.85	V
Instantaneous Reverse Current	I_R Note 1	V_R=200V T_j=25			10	uA
		V_R=150V T_j=125			1	mA
		V_R=200V T_j=125			5	mA

/Notes

1.

/ Electrical Characteristic Curve

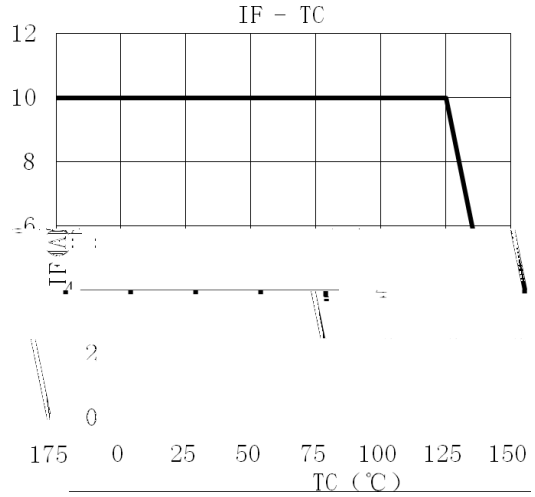

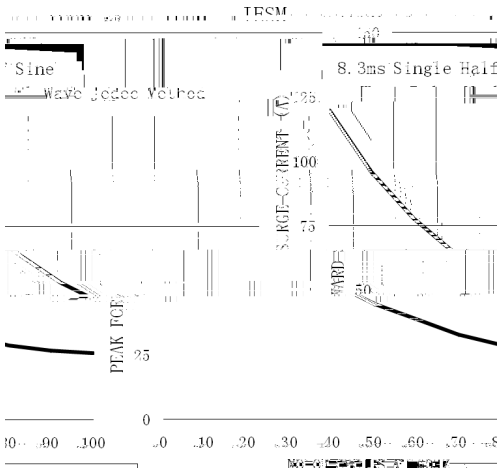

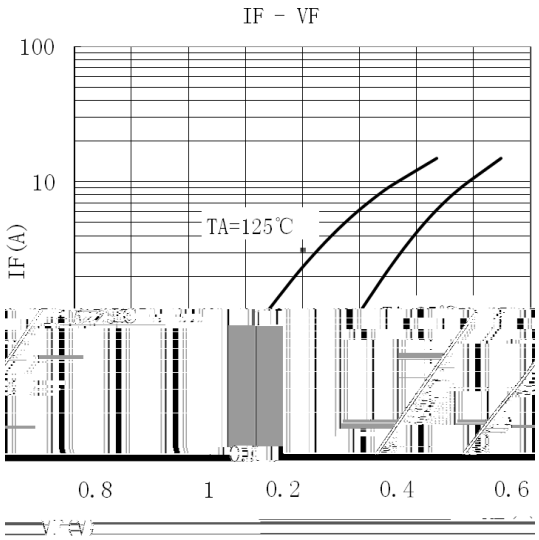

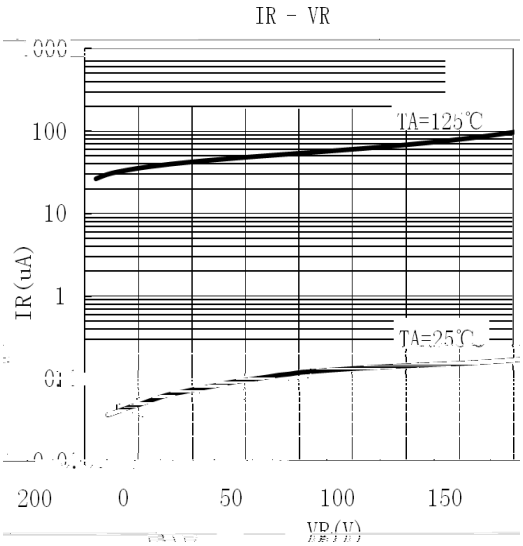

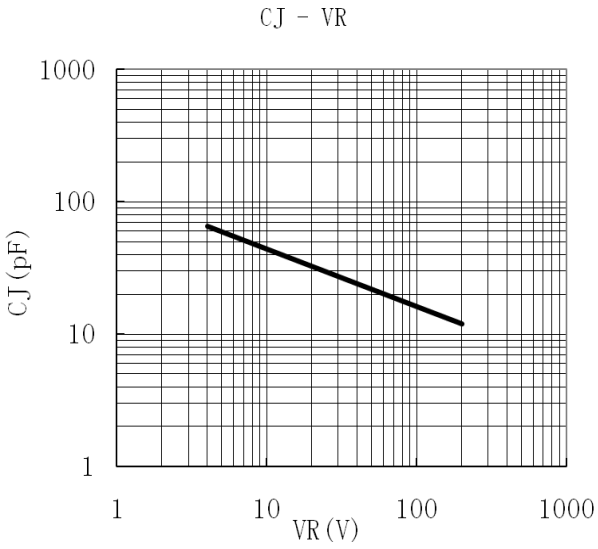

/ Package Dimensions

/ Marking Instructions

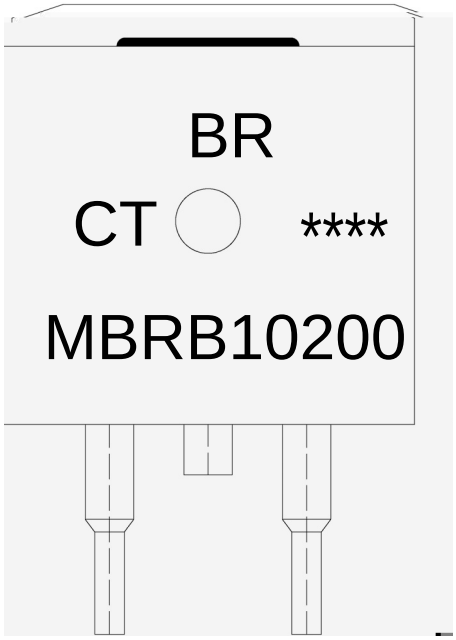

Note:

BR:	Company Code
MBRB10200	Product Type.
CT:	Internal Structure
****:	Lot No. Code, code change with Lot No.