/ Absolute Maximum Ratings(Ta=25)

Parameter	Symbol	Rating	Unit
Peak Repetitive Reverse Voltage Working Peak Reverse Voltage DC Reverse Voltage	V_{RRM} V_{RWM} V_{DC}	45	V
RMS Reverse Voltage	V_{RMS}	31.5	V
Average forward rectified Current	$I_{F(AV)}$	2 × 10	A
Non Repetitive Peak Surge Current	I_{FSM}	200	A
Thermal Resistance Junction to Case	R_{Jc}	2.2	/W
Junction and Storage Temperature Range	T_j T_{stg}	-55~+150	

/ Electrical Characteristics(Ta=25)

Parameter	Symbol	Test Conditions	Min	Typ	Max	Unit
Reverse Voltage	$V_{(BR)R}$	I_R =1mA Ta=25	45			V
Peak Forward Voltage	V_{FM}	I_F =5.0A Ta=25			0.60	V
		I_F =5.0A Ta=125			0.50	V
		I_F =10A Ta=25			0.70	V
		I_F =10A Ta=125			0.60	V
Instantaneous Reverse Current	I_R Note 1	V_R=45V Ta=25			100	uA
		V_R=45V Ta=125			15	mA

/Notes

1. /Short duration pulse test used to minimize self-heating effect.

2. / Unless otherwise noted, values for the parameters of a single chip.

/ Electrical Characteristic Curve

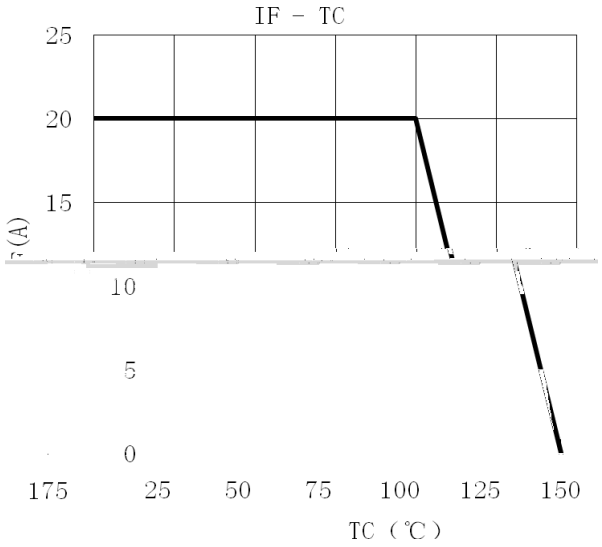

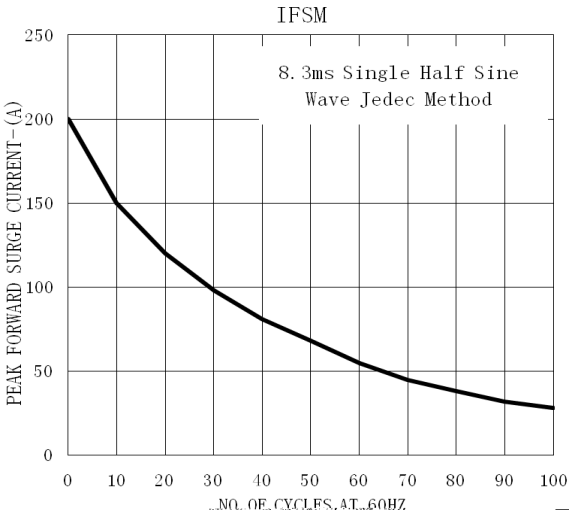

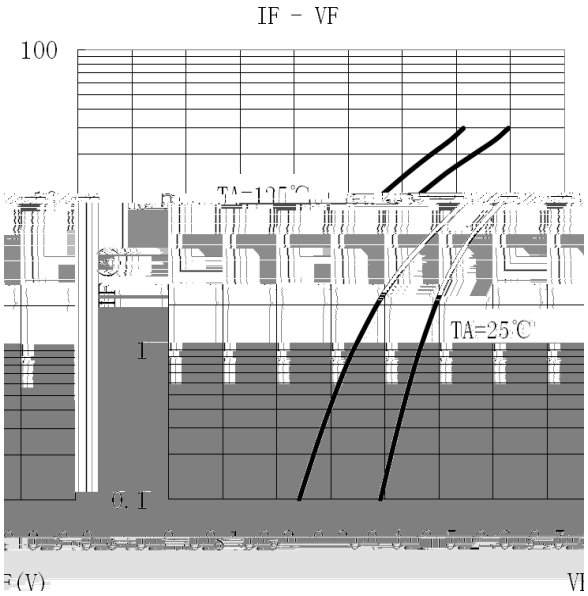

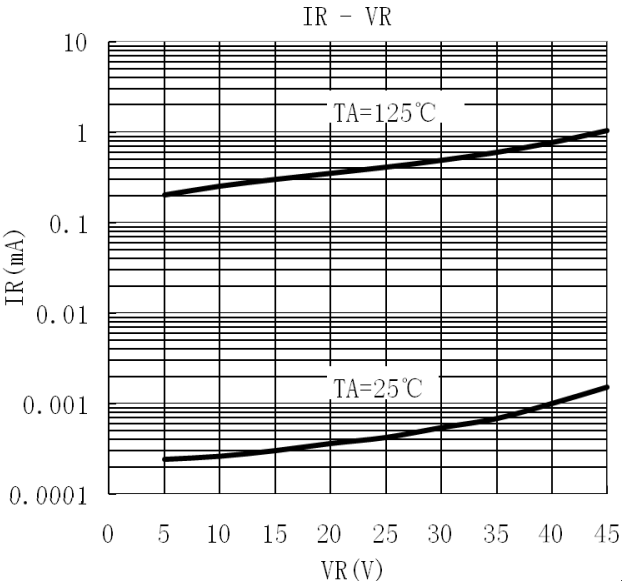

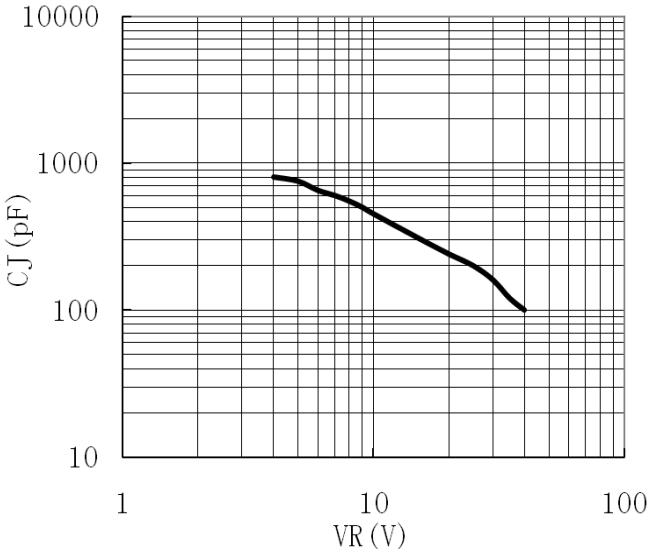

/ Package Dimensions

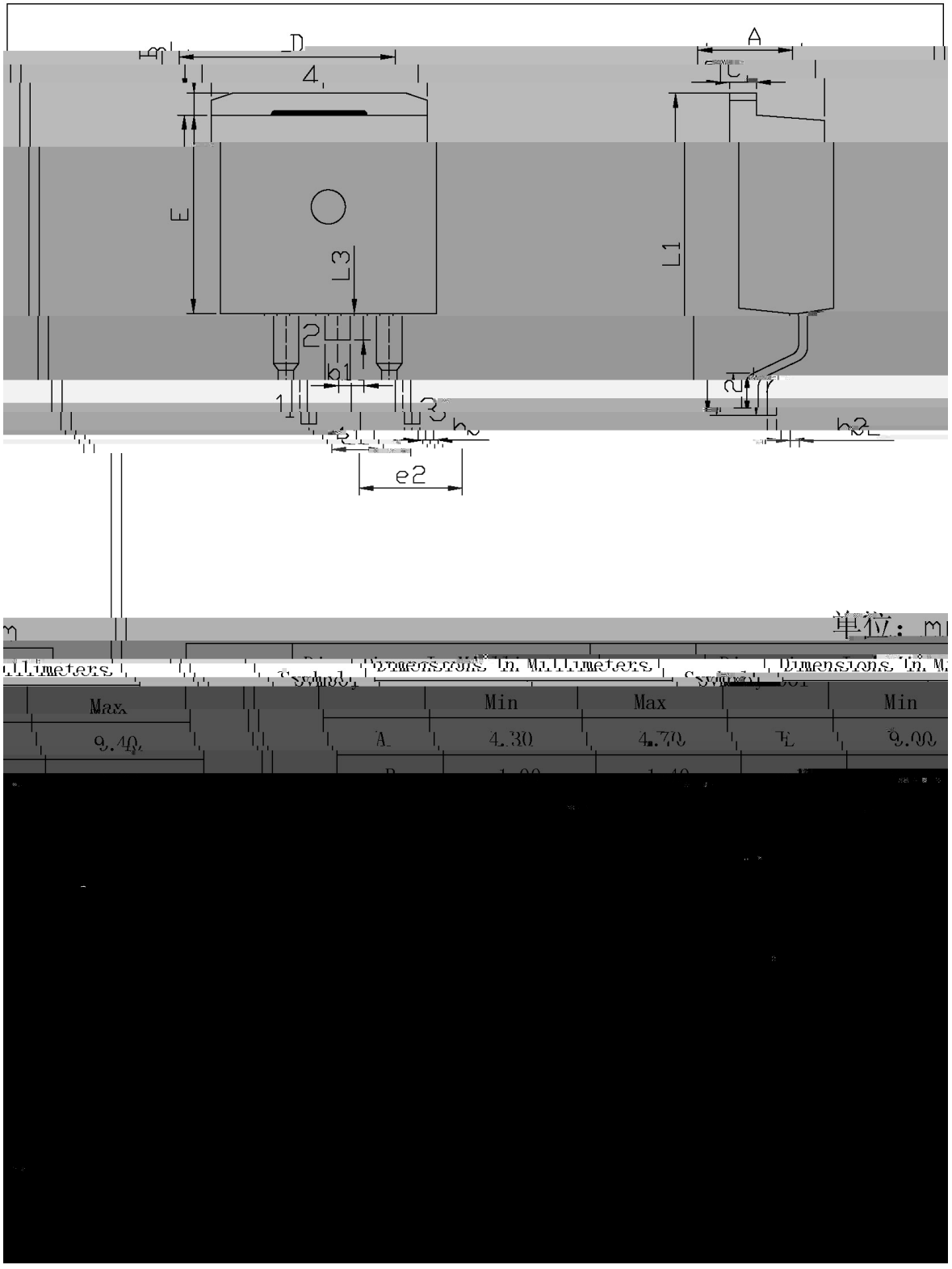

/ Marking Instructions

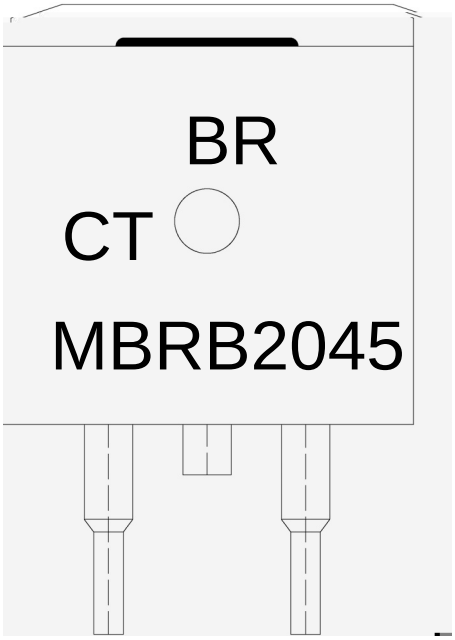

BR

MBRB2045

CT:

****

Note:

BR:	Company Code
MBRB2045:	Product Type.
CT:	Internal Structure
****:	Lot No. Code, code change with Lot No.