TO-252

Schottky Barrier Diode in a TO-252 Plastic Package.

Low power loss, high efficiency, HF Product.

For use in low voltage, high frequency inverters, free wheeling, and polarity protection applications.

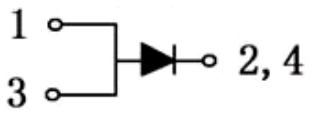

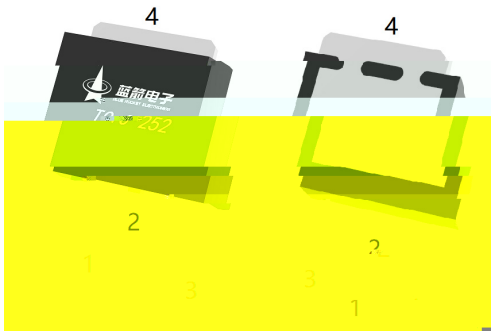

PIN1 Anode PIN 2,4 Cathode PIN 3 Anode

See Marking Instructions.

Parameter	Symbol	Rating	Unit
Peak Repetitive Reverse Voltage Working Peak Reverse Voltage	V_{RRM} V_{RWM}	45	V
Reverse Voltage	V_R	45	V
Average Rectified Forward Current	$I_{F(AV)}$	10	A
Non Repetitive Peak Surge Current	I_{FSM}	100	A
Junction Temperature Range	T_j	150	
Storage Temperature Range	T_{stg}	-65 150	

Parameter	Symbol	Test Conditions	Min	Typ	Max	Unit
Reverse Voltage	V_R	I_R =1mA	45			V
Peak Forward Voltage	V_{FM}	I_F =2.0A(T_C=25)		0.41	0.45	V
		I_F =2.0A(T_C=125)		0.37	0.41	V
		I_F =10A(T_C=25)		0.55	0.6	V
Instantaneous Reverse Current	I_{RM}	V_R=40V(T_C=25)			0.5	mA
		V_R=40V(T_C=125)			50	mA

V


T (A)
100
10
1
0.1
0.01
0.0001
T_A = +150°C
T_A = +75°C
T (mA)
100
10
1
0.1
T_A = +150°C
T_A = +100°C
T_A = +75°C
1000



单位：mm

Symbol	Min	Max	Symbol	Min	Max
		6.25	A	2.20	2.40
b	0.50	0.90	e2	4.43	4.73
b1	0.45	0.55	L1	9.45	9.95
		0.60			
D1	5.10	5.50	K	0.000	0.300

TO-252

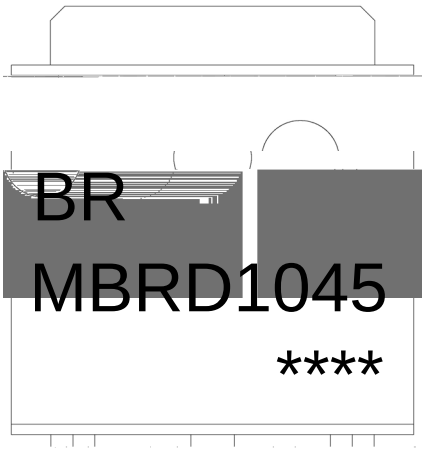

BR

MBRD1045

****

Note:

BR:	Company Code
MBRD1045	Product Type Code
****:	Lot No. Code, code change with Lot No

Temperature Profile for IR Reflow Soldering(Pb-Free)



			Note:
1	150 180	60 90sec;	1.Preheating:150~180 , Time:60~90sec.
2	245±5	5±0.5sec;	2.Peak Temp.:245±5 , Duration:5±0.5sec.
3		2 10 /sec.	3. Cooling Speed: 2~10 /sec.

260±5	10±1 sec.	Temp.:260±5	Time:10±1 sec

/ REEL

Package Type	Units					Dimension		(unit：mm³)
	□	□	□		□			
TO-252	2,500	2	5,000	6	30,000	13 ×16	360×360×50	380×335×366

/ TUBE

Package Type	Units					Dimension		(unit：mm³)
	□		□		□			