/ Descriptions

TO-252

Schottky Diode in a TO-252 Plastic Package.

/ Features

Low power loss, high efficiency.

/ Applications

For use in low voltage,high frequency inverters, free wheeling, and polarity protection applications.

/ Equivalent Circuit

/ Pinning



PIN1 Anode PIN 2,4 Cathode PIN 3 Anode

/ h_{FE} Classifications & Marking

See Marking Instructions.

Parameter	Symbol	Rating	Unit
Peak Repetitive Reverse Voltage Working Peak Reverse Voltage DC Blocking Voltage	V_{RRM} V_{RWM} V_{RM}	150	V
RMS Reverse Voltage	$V_{R(RMS)}$	105	V
Average Rectified Forward Current	$I_{F(AV)(per\ leg)}$	10	A
	$I_{F(AV)\ \ total}$	20	A
Non-Repetitive Peak Forward Surge Current	IRWM		

/ Electrical Characteristic Curve

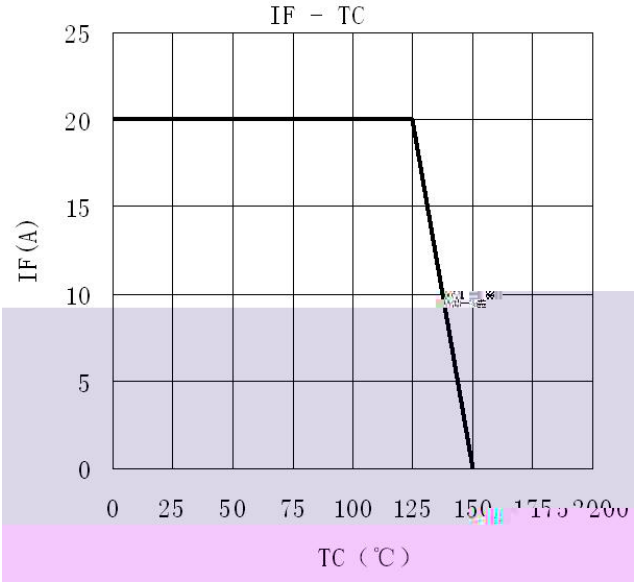

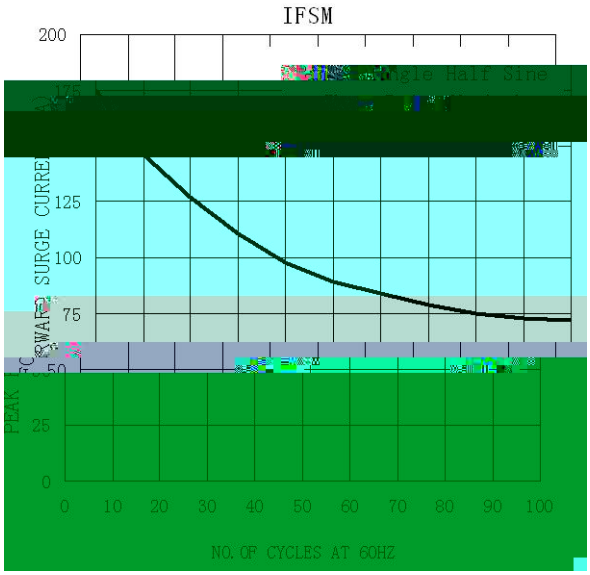

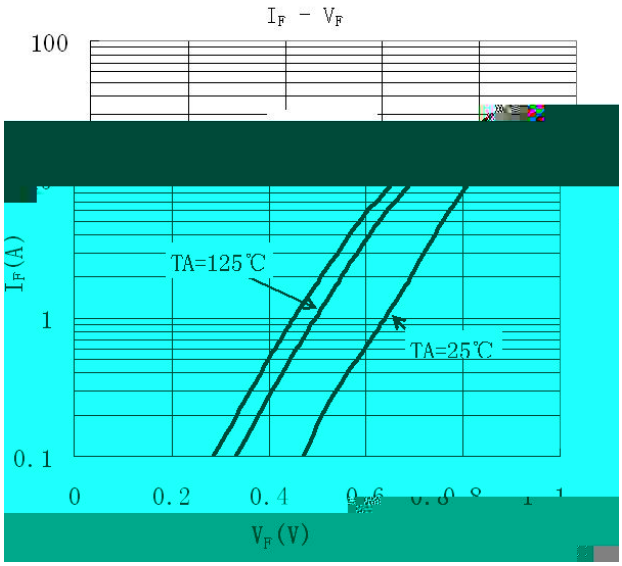



/ Marking Instructions

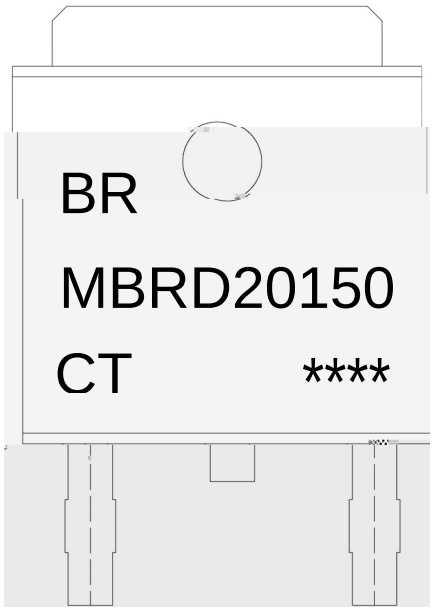

BR

MBRD20150

CT:

****

Note:

BR:	Company Code
MBRD20150	Product Type.
CT:	Internal Structure
****:	Lot No. Code, code change with Lot No.

( ) / Temperature Profile for IR Reflow Soldering(Pb-Free)

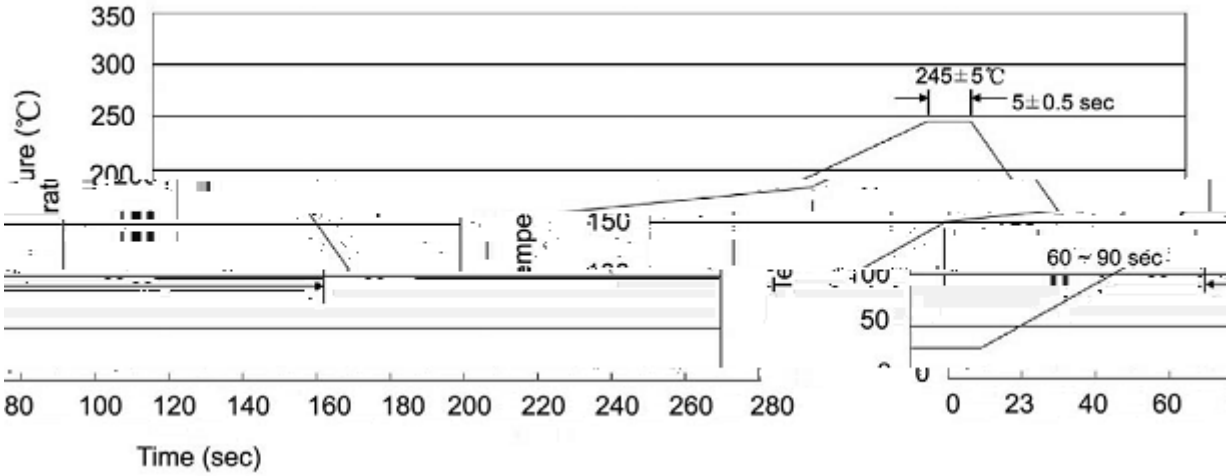

Note:

1 25 150 60 90sec;

1.Preheating:25~150 , Time:60~90sec.

2 245±5

25 245 r