TO-252
Schottky diode in a TO-252 Plastic Package.

High Forward Surge Capability,Ultra Low Forward Voltage Drop, Excellent High Temperature Stability.

For Switching power supply, Converters, Free-Wheeling diodes, and Reverse battery protection.





PIN1 Anode PIN 2,4 Cathode PIN 3 Anode

See Marking Instructions.

Parameter	Symbol	Rating	Unit
Peak Repetitive Reverse Voltage	V_{RRM}	100	V
Average Rectified Forward Current 50% duty cycle @T_C = 105	$I_{F(AV)}$	5.0	A
Non Repetitive Peak Surge Current	I_{FSM}	120	A
Junction Temperature Range	T_j	-55 150	
Storage Temperature Range	T_{stg}	-55 150	
Typical Thermal Resistance Junction to Ambient	$R_{\theta JA}$	25	/W

Parameter	Symbol	Test Conditions	Min	Typ	Max	Unit
Forward Voltage	V_F	I_F=5A T_J=25			0.85	V
		I_F=5A T_J=125			0.70	V
Instantaneous Reverse Current	I_R	V_R=100V T_J=25			1.0	mA
		V_R=100V T_J=125			10	mA

*Pulse Width < 300μs, Duty Cycle <2%



0.00	0.10			
D1	5.10	5.50	K	

TO-252

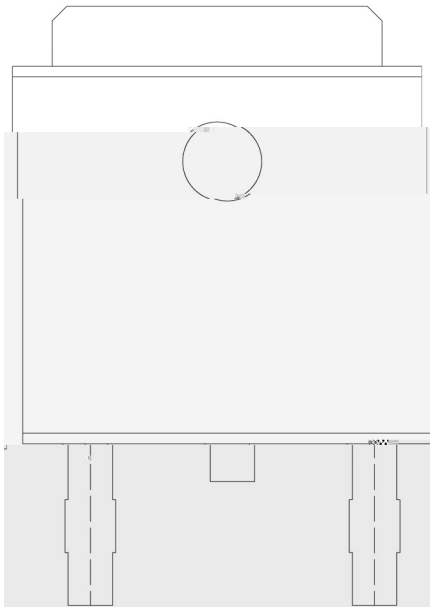

BR

5100

****

Note:

BR: Company Code

5100

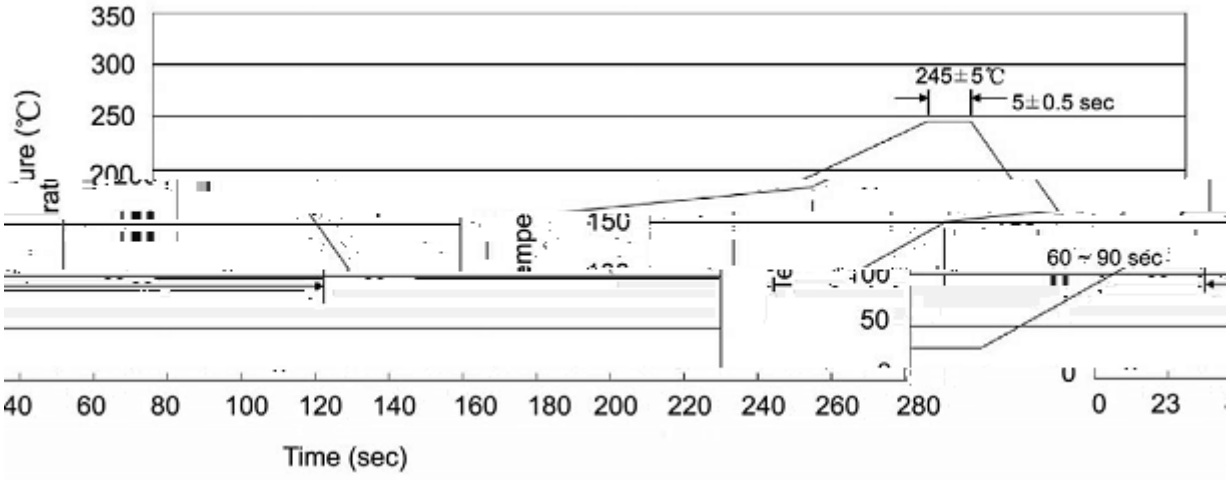

1		25	150		60	90sec;	Note: 1.Preheating:25~150	, Time:60~90sec.
2		245±5				5±0.5sec;	2.Peak Temp.:245±5	, Duration:5±0.5sec.
3				2	10	/sec.	3.	