/ Descriptions

TO-220F

Schottky Diode in a TO-220F Plastic Package.

/ Features

Low power loss,high efficiency.

/ Applications

For use in low voltage,high frequency inverters, free wheeling, and polarity protection applications.

/ Equivalent Circuit

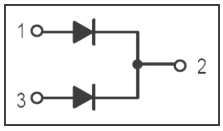

/ Pinning



PIN1 Anode PIN 2 Cathode PIN 3 Anode

/ h_{FE} Classifications & Marking

See Marking Instructions

/ Absolute Maximum Ratings(Ta=25)

Parameter	Symbol	Rating	Unit
Peak Repetitive Reverse Voltage Working Peak Reverse Voltage Peak Reverse Voltage	V_{RRM} V_{RWM} V_{RM}	100	V
RMS Reverse current	$V_{R(RMS)}$	70	V
Average Forward Current	$I_{F(AV)}$	2 × 5	A
Non Repetitive Peak Surge Current	I_{FSM}	125	A
Thermal Resistance Junction to Case	R_{Jc}	4	/W
Junction Temperature Range	$T_{j,\ MAX}$	150	
Storage Temperature Range	T_{stg}	-55 150	

/ Electrical Characteristics(Ta=25)

Parameter	Symbol	Test Conditions	Min	Typ	Max	Unit
Reverse Voltage	V_R	I_R=0.3mA	100			V
Forward Voltage	V_F	I_F =5A(T_j=25)			0.85	V
		I_F =5A(T_j=125)			0.75	V
		I_F =10A(T_j=25)			0.95	V
		I_F =10A(T_j=125)			0.85	V
Instantaneous Reverse Current	I_R	V_R=100V(T_j=25)			10	uA
		V_R=70V(T_j=125)			1.0	mA
		V_R=100V(T_j=125)			5.0	mA

/Notes

1. /Short duration pulse test used to minimize self-heating effect.
2. / Unless otherwise noted, values for the parameters of a single chip

/ Electrical Characteristic Curve

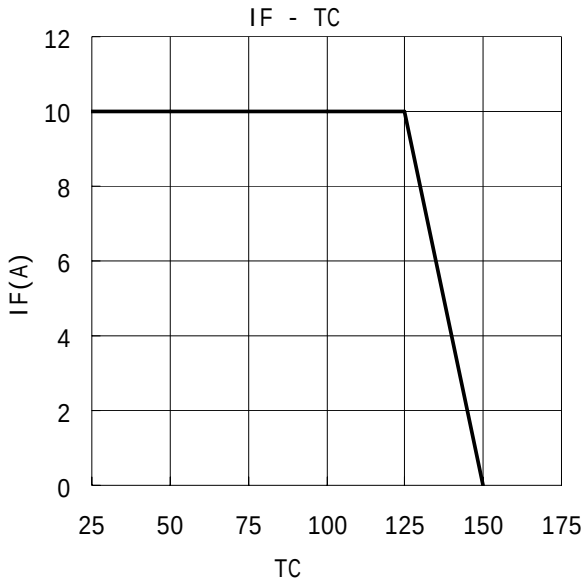

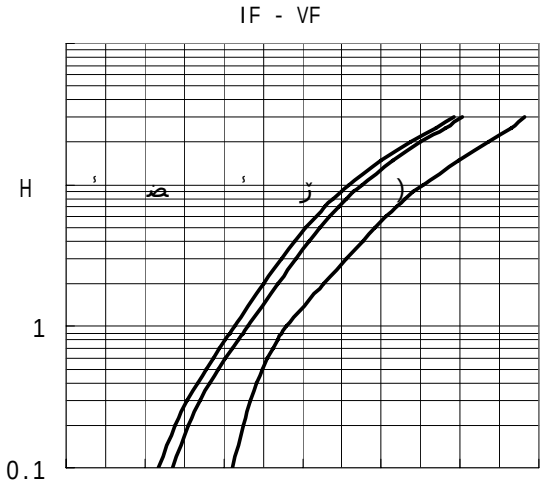

/ Marking Instructions



BR

MBRF10100

CT:

****

Note:

BR:	Company Code
MBRF10100:	Product Type.
CT:	Internal Structure
****:	Lot No. Code, code change with Lot No.

( ) / Temperature Profile for Dip Soldering(Pb-Free)

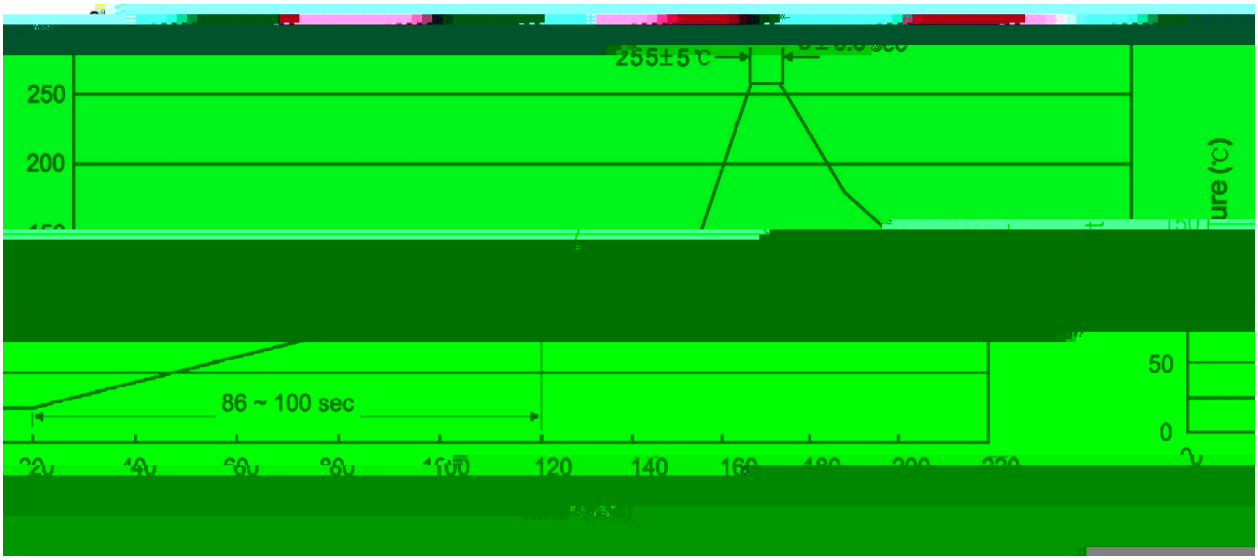

						Note:
1		25	150		60 90sec;	1.Preheating:25~150 , Time:60~90sec.
2		255±5			5±0.5sec;	2.Peak Temp.:255±5 , Duration:5±0.5sec.
3				2 10	/sec.	3. Cooling Speed: 2~10 /sec.

5 255±