/ Descriptions

TO-220F

Schottky Diode in a TO-220F Plastic Package.

/ Features

Low power loss,high efficiency.

/ Applications

For use in low voltage,high frequency inverters, free wheeling, and polarity protection applications.

/ Equivalent Circuit

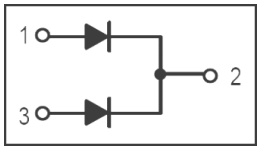

/ Pinning



PIN1 Anode PIN 2 Cathode PIN 3 Anode

/ h_{FE} Classifications & Marking

See Marking Instructions

/ Absolute Maximum Ratings(Ta=25)

Parameter	Symbol	Rating	Unit
Peak Repetitive Reverse Voltage	V_{RRM}	200	V
Average Forward Current	$I_{F(AV)}$	10	A
Reverse Forward Current	I_{FRM}	10	A
Non Repetitive Peak Surge Current	I_{FSM}	150	A
Peak Repetitive Reverse Current	I_{RRM}	0.5	A
Thermal Resistance Junction to Case	$R_{\theta Jc}$	3.5	/W
Junction and Storage Temperature Range	T_j, T_{stg}	-55 150	

/ Electrical Characteristics(Ta=25)

Parameter	Symbol	Test Conditions	Min	Typ	Max	Unit
Reverse Voltage	V_R		200			V
Forward Voltage	V_F	I_F =5A			0.99	V
		I_F =5A(Tc=125)			0.87	V
Instantaneous Reverse Current	I_R	V_R=200V			0.15	mA
		V_R=200V(Tc=125)			150	mA
Critical rate of rise of reverse voltage	dv/dt				10000	V/μs

/ Electrical Characteristic Curve

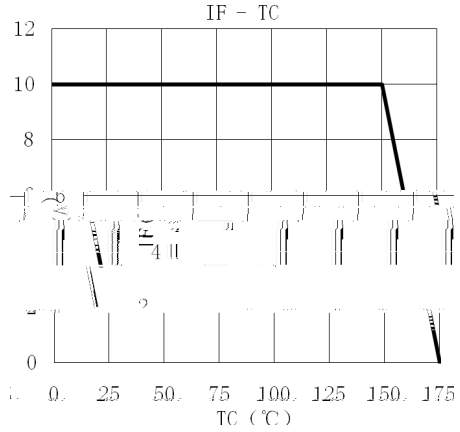

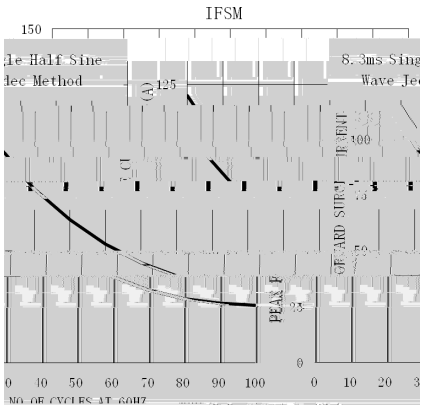

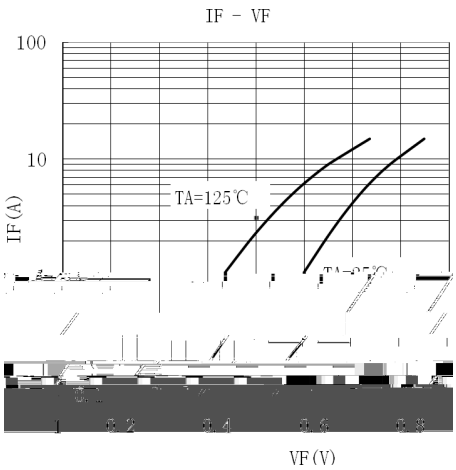



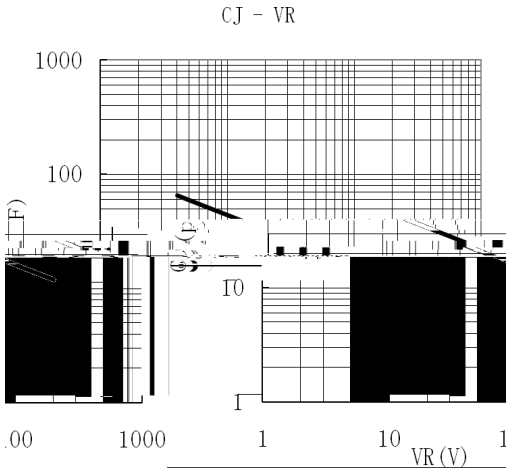

/ Package Dimensions



/ Marking Instructions

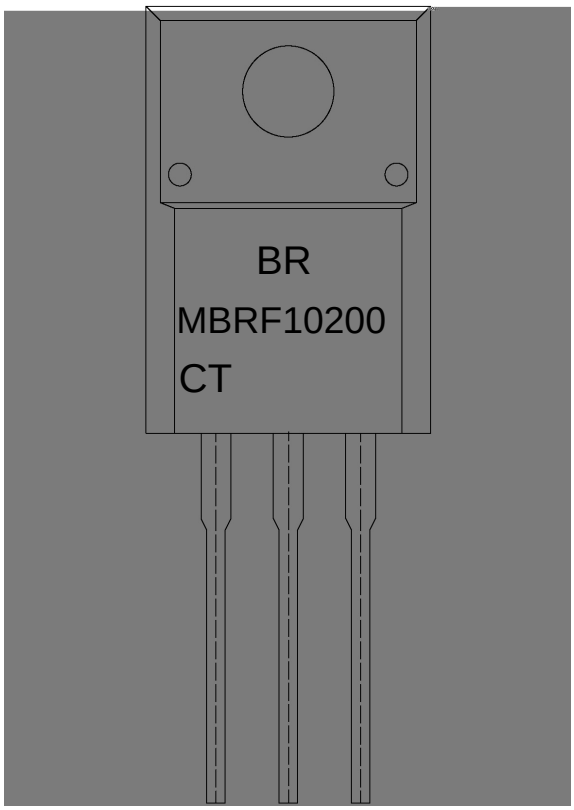

BR

MBRF10200

CT:

****

Note:

BR:	Company Code
MBRF10200:	Product Type.
CT:	Internal Structure
****:	Lot No. Code, code change with Lot No.

( ) / Temperature Profile for Dip Soldering(Pb-Free)

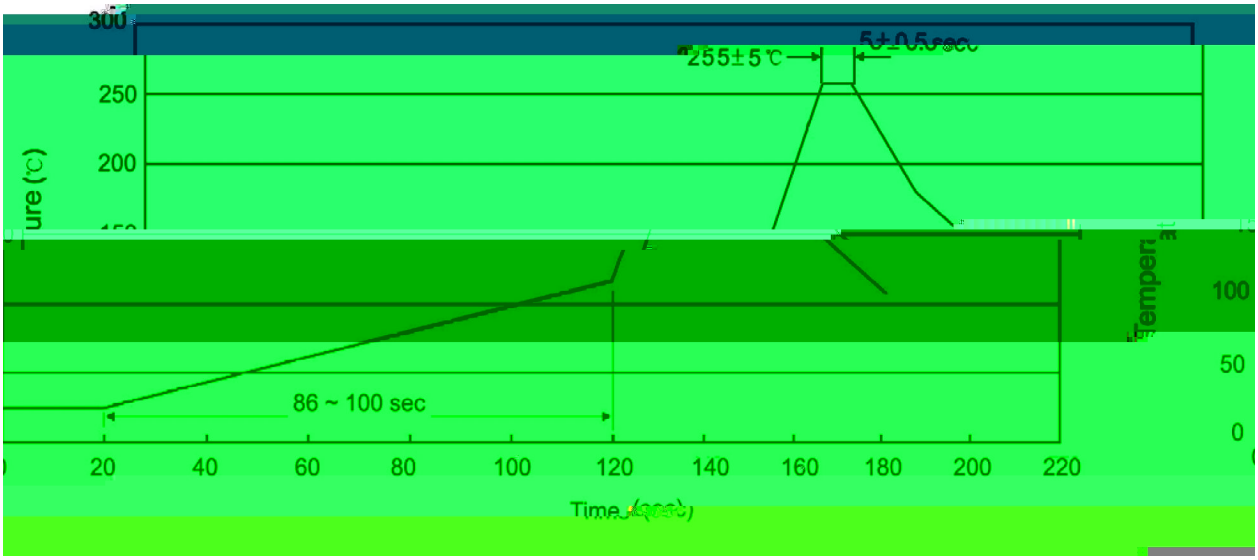

Note:

1	25	150	60	90sec;	1.Preheating:25~150 , Time:60~90sec.
2	255±5			5±0.5sec;	2.Peak Temp.:255±5 , Duration:5±0.5sec.
3	ɔ̣	˜	ǔ		⌠