/ Descriptions

Schottky Barrier Diode in a TO-220F Plastic Package.

/ Features

Low power loss,high efficiency.

/ Applications

For use in low voltage,high frequency inverters, free wheeling, and polarity protection applications.

/ Equivalent Circuit

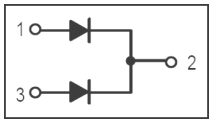

/ Pinning



PIN1 Anode PIN 2 Cathode PIN 3 Anode

/ h_{FE} Classifications & Marking

See Marking Instructions

Parameter	Symbol	Rating	Unit
Peak Repetitive Reverse Voltage	V_{RRM}	60	V
RMS forward current	V_{RMS}	42	V
DC Blocking Voltage	V_{DC}	60	V
Average Forward Current	$I_{F(AV)}$	15	A
Average Forward Current(total device)	$I_{F(AV)}$ total device	30	A
Non Repetitive Peak Surge Current	I_{FSM}	200	A
Instantaneous Reverse Current	I_{FRM}	30	A
Peak Repetitive Reverse Current	I_{RRM}	0.5	A
Thermal Resistance Junction to Case	R_{Jc}	1.0	/W

/ Electrical Characteristic Curve



/ Package Dimensions



/ Marking Instructions



Note:

BR:	Company Code
MBRF3060:	Product Type.
CT:	Internal Structure
****:	Lot No. Code, code change with Lot No.

( ) / Temperature Profile for Dip Soldering(Pb-Free)



			Note:
1	25 150	60 90sec;	1.Preheating:25~150 , Time:60~90sec.
2	255 5	5 0.5sec;	2.Peak Temp.:255 5 , Duration:5 0.5sec.
3		2 10 /sec.	3. Cooling Speed: 2~10 /sec.

/ Resistance to Soldering Heat Test Conditions

270 5	10 1 sec.	Temp.:270±5	Time:10±1 sec

/ Packaging SPEC.

/ BULK

Package Type	Units					Dimension		(unit mm³)
	Units/Bag /	Bags/Inner Box /	Units/Inner Box /	Inner Boxes/Outer Box /	Units/Outer Box /	Bag	Inner Box	Outer Box
TO-220/F	200	10	2,000	5	10,000	135×190	237×172×102	560×245×195

/ TUBE

Package Type	Units					Dimension	(unit mm³)
	Units/Tube /	Tubes/Inner Box /	Units/Inner Box /	Inner Boxes/Outer Box /	Units/Outer Box / ů		