# MBRJ10150CT

Rev.E Mar.-2016

DATA SHEET

## / Descriptions

TO-220S ṂṂ Ŀ ⸗ g⁀ ‖ ˥ Schottky diode in a TO-220S Plastic Package.

## / Features

ˇΩ ǟ Ḥ ı ᾧ ' ᴀ

Low power loss, high efficiency.

## / Applications

ᵀᵒᵒᵒ ᴀ ḷ Ḥ ʀ ᶻ ɔ ᶫ ᵀΩ̣ ᶫ⁀ ‖ ˥ ı ˩ ᶫ⁀ ‖ ˥

For high frequency, high voltage, high current rectifier diode, freewheeling diode.

## / Equivalent Circuit

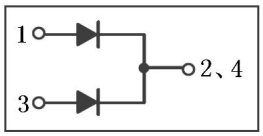


## / Pinning

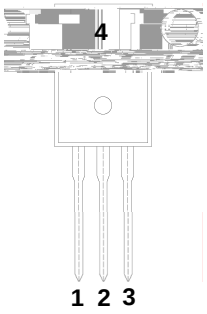


PIN1 χ Anode PIN 2 χ Cathode PIN 3 χ Anode PIN 4 χ NC

## / $h_{FE}$ Classifications & Marking

ð ʍ ˥ ب ˝ See Marking Instructions.

| v ̈Ω<br>Parameter | ɬ N<br>Symbol | ̈Ω Ö<br>Rating | D Ɉ<br>Unit |
|---|---|---|---|
| Peak Repetitive Reverse Voltage<br>Working Peak Reverse Voltage<br>Reverse Voltage | $V_{RRM}$<br>$V_{RWM}$<br>$V_{RM}$ | 150 | V |
| RMS Reverse Voltage | $V_{R(RMS)}$ | 105 | V |
| Average Rectified Forward Current | $I_{F(AV)}$ | 2*5 | A |
| Non Repetitive Peak Surge Current | $I_{FSM}$ | 100 | A |
| Thermal Resistance Junction to Case | $R_{\theta Jc}$ | 3.5 | /W |
| Junction Temperature Range | $T_{j\ MAX}$ | 150 | |
| Storage Temperature Range | $T_{stg}$ | -65 150 | |

| v ̈Ω<br>Parameter | ɬ N<br>Symbol | ⊥⊥ ;ǂ Ţ<br>Test Conditions | ω ṇ Ö<br>Min | Ɛ ʒ Ö<br>Typ | ω ʑ Ö<br>Max | D Ɉ<br>Unit |
|---|---|---|---|---|---|---|
| Reverse Voltage | $V_{(BR)R}$ | $I_R$=0.3mA | 150 | | | V |
| | | $I_F$=5A $T_j$=25 | | | 0.85 | V |
| Forward Voltage | $V_F$ | $I_F$=5A $T_j$=125 | | | 0.70 | V |

s

## / Electrical Characteristic Curve

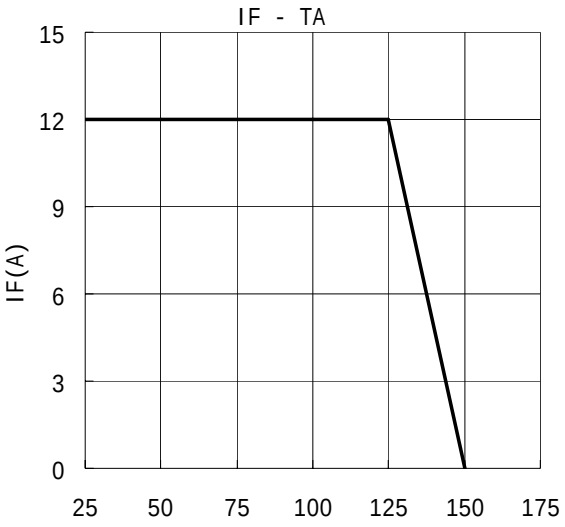


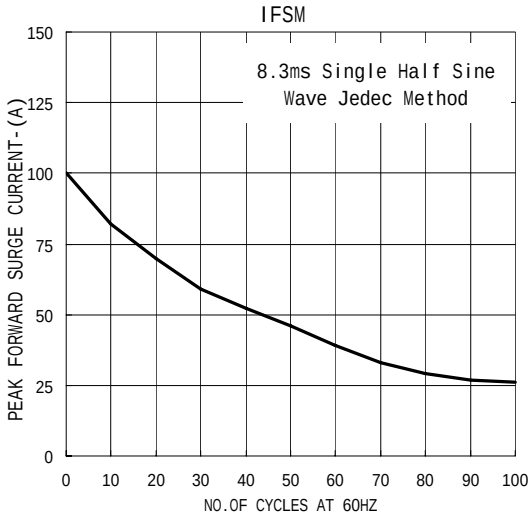


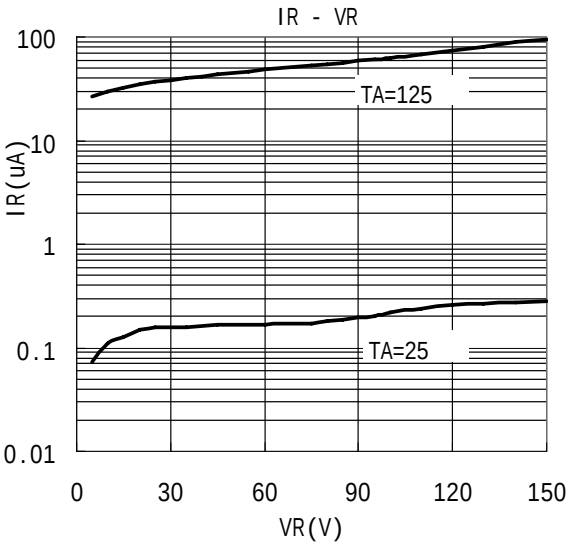

## / Package Dimensions

TO-220S Unit: mm

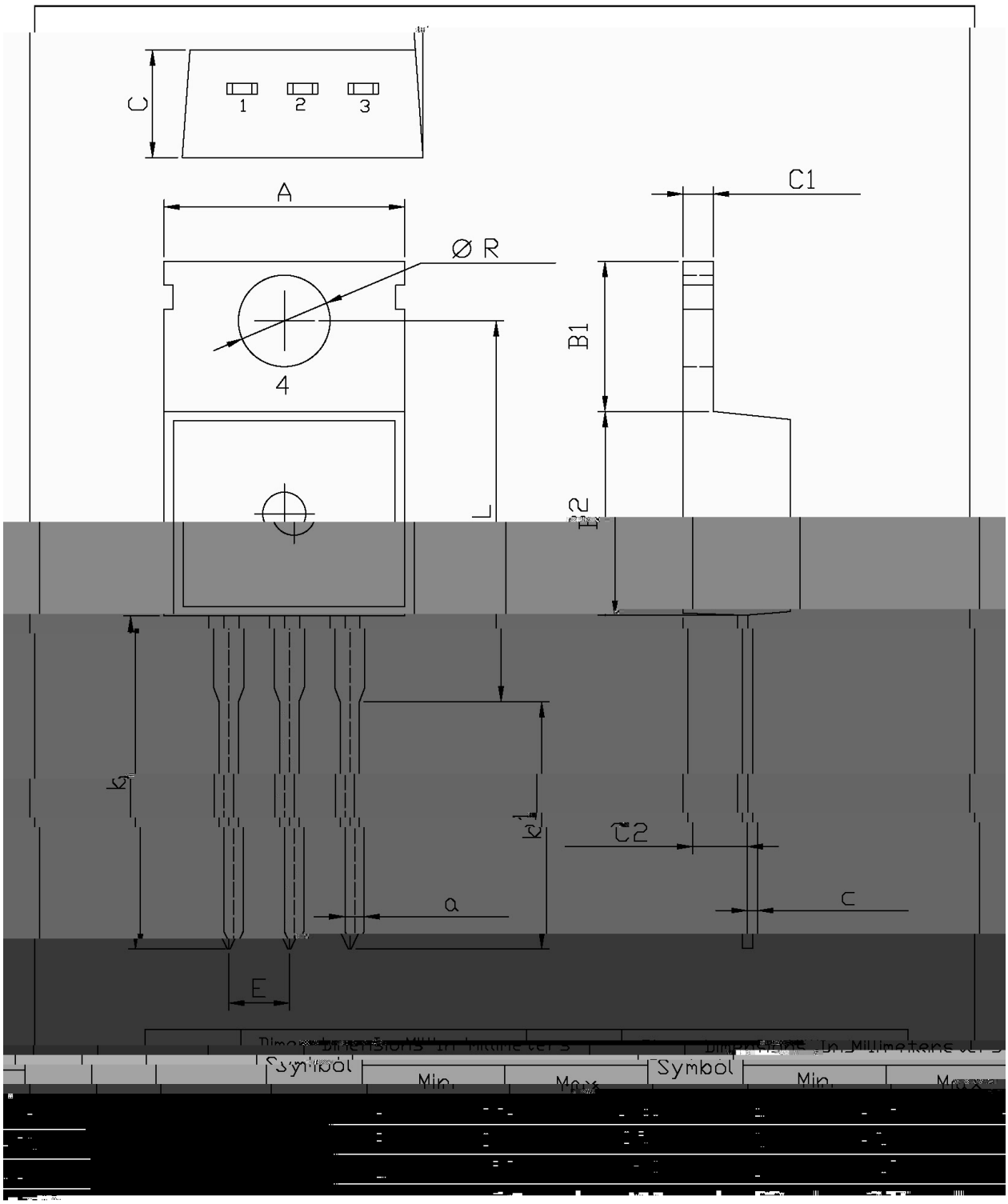


| Symbol | Min. | Max. | Symbol | Min. | Max. |
|---|---|---|---|---|---|

## / Marking Instructions

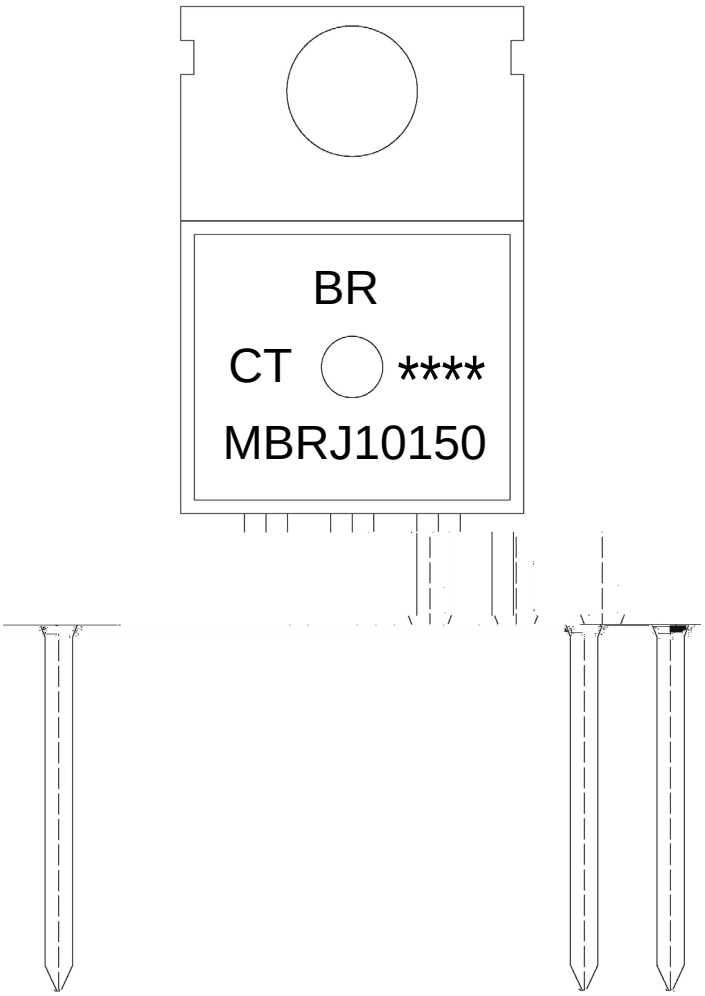


| | |
|---|---|
| ب ˝ χ | |
| EU χ | ѭ ʒ И Ɱ |
| P EUM43483 χ | ѭ ʒ N Ɱ |
| FW= | ѭ ɲ ɯ̂ ɹ ⸗ |
| ---- χ | ѭ ɨ ɾ ŋ̈ N Ɱ ɪ ɞ ɨ ɾ ŋ̈ N Ψ ɽ |

Note:

| | |
|---|---|
| BR: | Company Code |
| MBRJ10150 χ | Product Type. |
| CT: | Internal Structure |
| ****: | Lot No. Code, code change with Lot No. |

# MBRJ10150CT

Rev.E Mar.-2016

**DATA SHEET**