WR06S ṂṂ Ŀ ⸗ g͡ ‖ ˥

Schottky Barrier Diode in a TO-3P Plastic Package.

ˇΩ ǟ Ḥ ı ᾧ ' ᴀ

Low power loss, high efficiency.

ᵹ̂ ᴀ ḷ Ḥ ʀ ᶻ ɔ ‖ ˇΩ̣ ‖ ˥ ı ˩ ‖ ˥ ı ʒ ï ‖ ˥

For use in low voltage, high frequency inverters, free wheeling, and polarity protection applications.

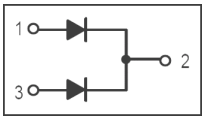



PIN1 χ Anode PIN 2 χ Cathode PIN 3 χ Anode

ȯ ʍ ˥ ب ˝ See Marking Instructions.

v ″Ω Parameter	ϒ N Symbol	″Ω Θ Rating	D Ч Unit
Peak Repetitive Reverse Voltage	V_{RRM}	200	V
Working Peak Reverse Voltage	V_{RWM}	200	V
Peak Repetitive Forward Current	I_{FRM}	20	A
Average Rectified Forward Current	$I_{F(AV)}$	10	A

I


100
175°C
125°C
25°C
10
100°C
100
175°C
150°C
10
100°C
25°C
dc

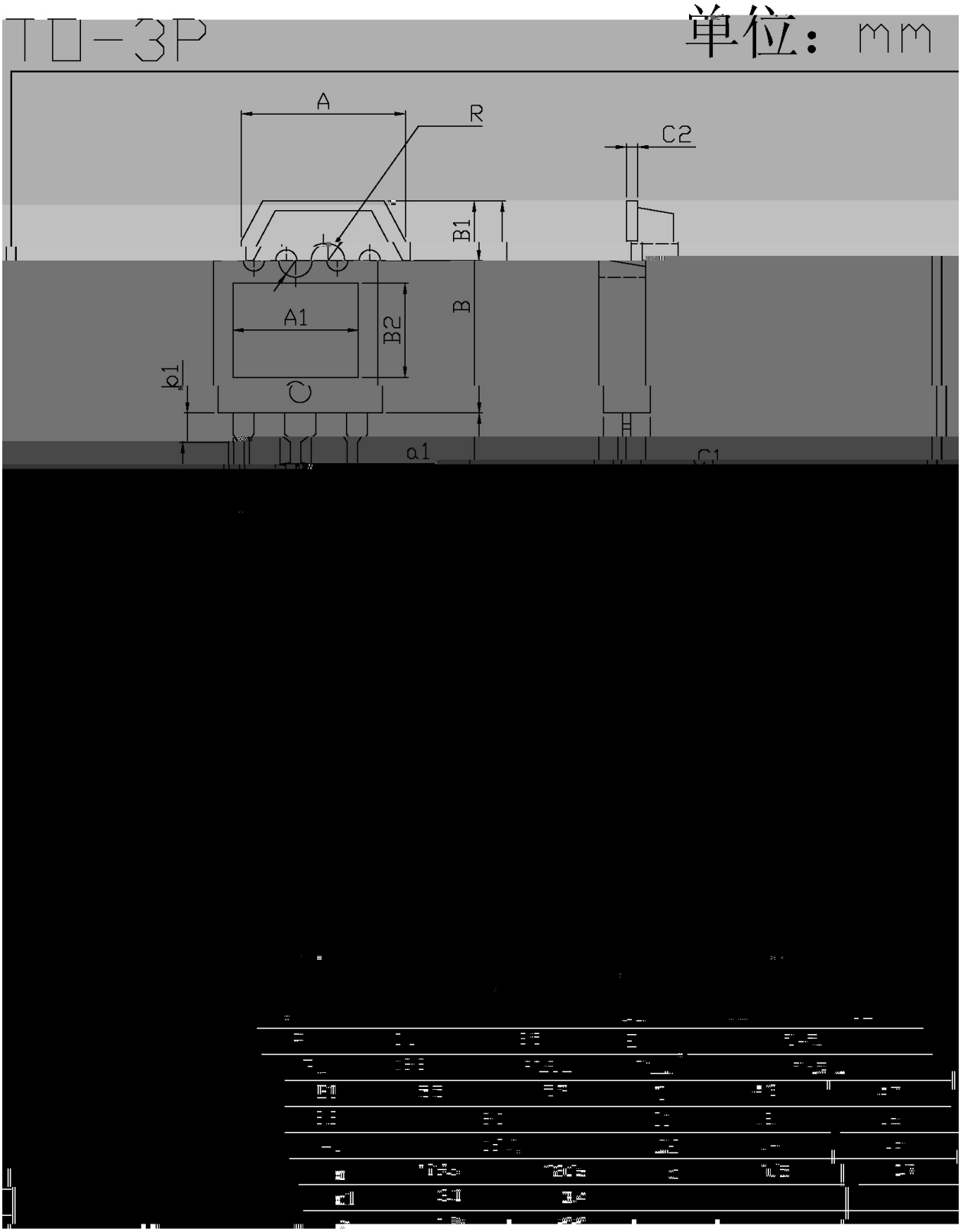
TO-3P
单位：mm
A
R
C2
B1
B
A1
B2
b1
C
a1
C1

