/ Descriptions

SOT-23 PNP Silicon PNP transistor in a SOT-23 Plastic Package.

/ Features

600mA

Collector currents to 600mA.

/ Applications

General purpose amplifier.

/ Equivalent Circuit

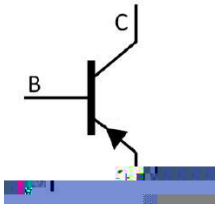

/ Pinning



PIN 1 Base PIN 2 Emitter PIN 3 Collector

/ h_{FE} Classifications & Marking

h_{FE} Range	100 300
Marking	H2B

Parameter	Symbol	Rating	Unit
Collector to Base Voltage	V_{CBO}	-60	V
Collector to Emitter Voltage	V_{CEO}	-40	V
Emitter to Base Voltage	V_{EBO}	-5.0	V
Collector Current	I_C	-600	mA
Collector Power Dissipation	P_C	350	mW
Junction Temperature	T_j	150	
Storage Temperature Range	T_{stg}	-55 150	

/ Electrical Characteristic Curve

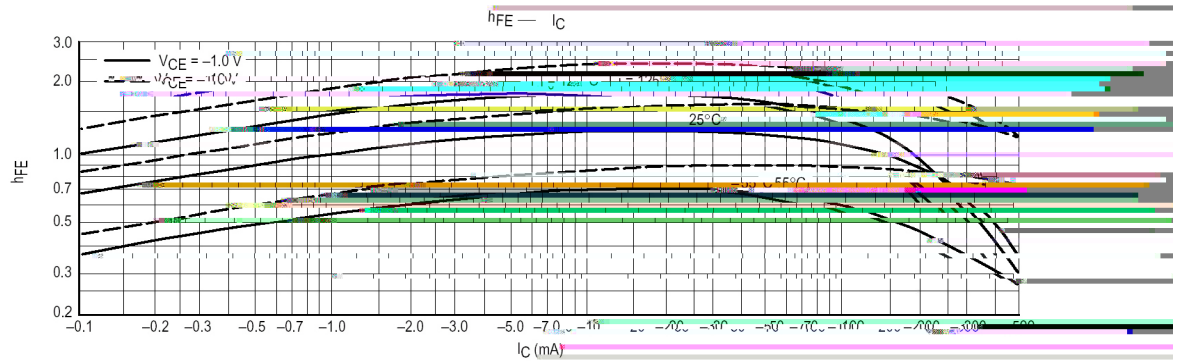

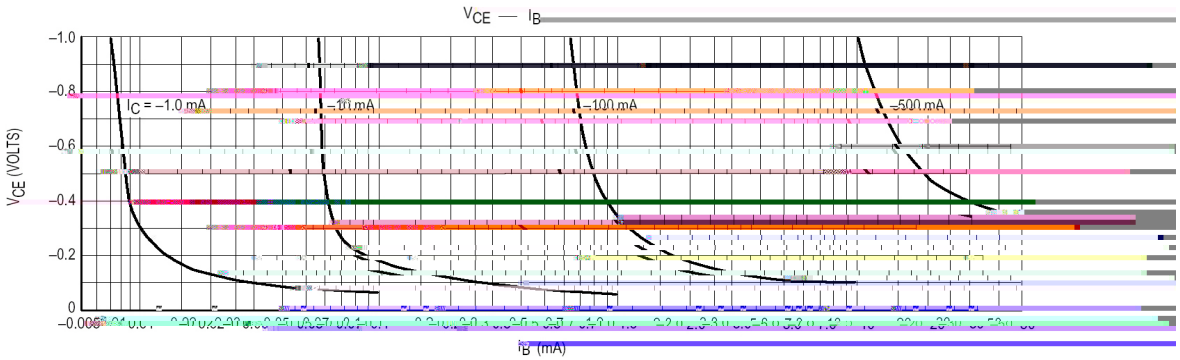

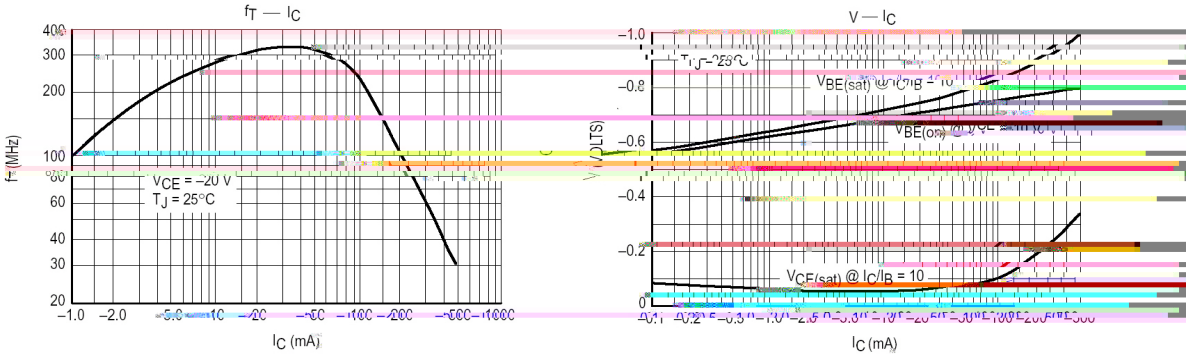

/ Package Dimensions



0.20	A	1.15	1.50	C	0.05
0.10	B	2.70	3.10	K	0
	E	1.70	2.10	M	0.30MIN

/ Marking Instructions

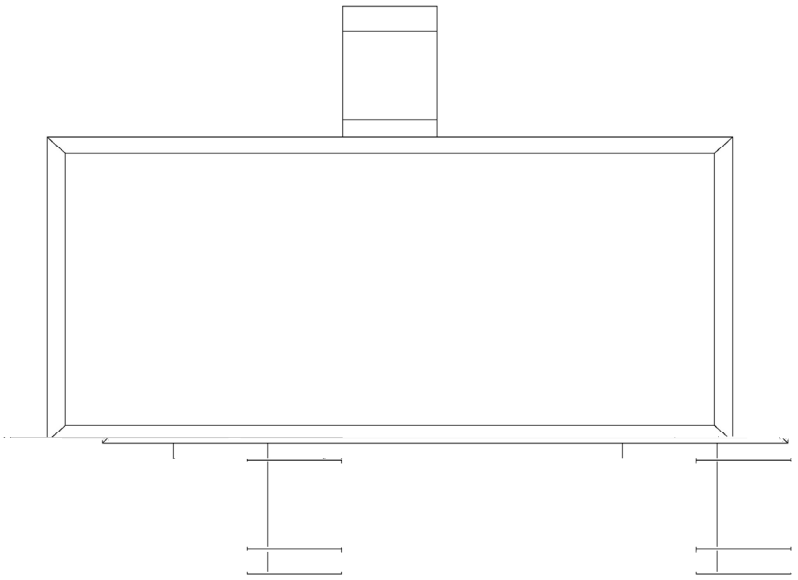

H

2B

Note:

( ) / Temperature Profile for IR Reflow Soldering(Pb-Free)

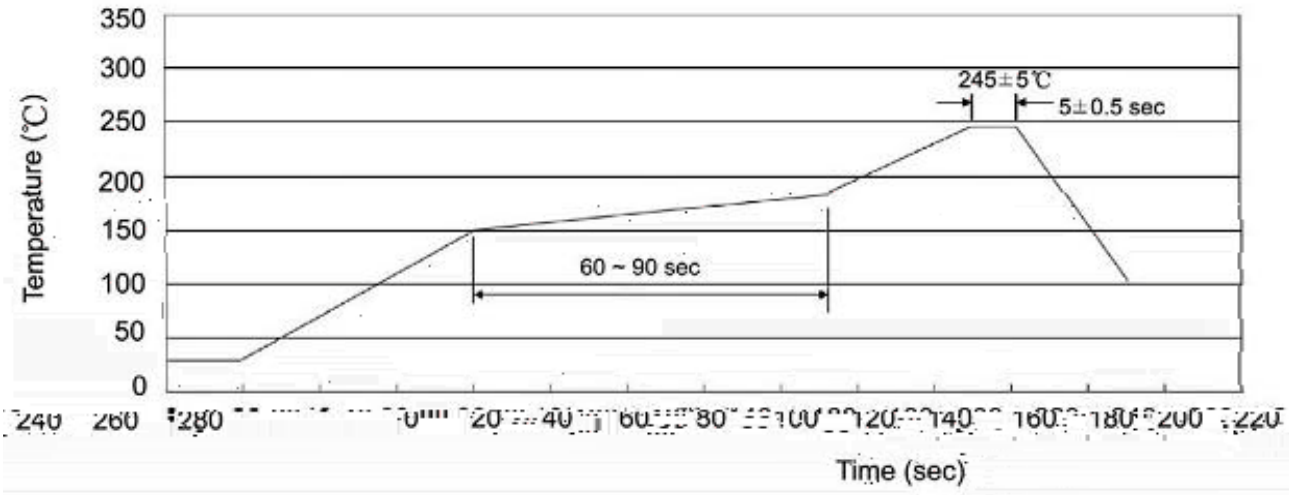

		Note:
1	150 180 60 90sec;	1.Preheating:150~180 , Time:60~90sec.
2	245±5 5±0.5sec;	2.Peak Temp.:245±5 , Duration:5±0.5sec.
3	2 10 /sec.	3. Cooling Speed: 2~10 /sec.

/ Resistance to Soldering Heat Test Conditions

260±5	10±1 sec.	Temp.:260±5	Time:10±1 sec

/ Packaging SPEC.

/ REEL

Package Type 封装形式	Units 包装数量				Dimension 包装尺寸 (unit: mm^3)
	只 卷盘	卷盘 盒	只 盒	盒 箱	