SOT-323 PNP

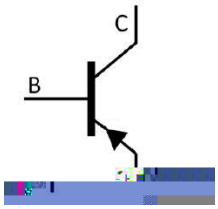

/ Electrical Characteristics(Ta=25)

Parameter	Symbol	Test Conditions	Min	Typ	Max	Unit
Transition Frequency	f_T	I_C=-10mA V_{CE}=-20V f=100MHz	250			MHz
Collector output capacitance	C_{ob}	V_{CB}=-5.0V f=1.0MHz			4.5	pF
Storage Time	t_{stg}	V_{CC}=-3.0V I_C=-10mA I_{B1}=-I_{B2}=-1.0mA			225	ns
Fall Time	t_f	V_{CC}=-3.0V I_C=-10mA I_{B1}=-I_{B2}=-1.0mA			75	ns
Delay Time	t_d	V_{CC}=-3.0V V_{BE}=-0.5V I_C=-10mA I_{B1}=-1.0mA			35	ns
Rise Time	t_r	V_{CC}=-3.0V V_{BE}=-0.5V I_C=-10mA I_{B1}=-1.0mA			35	ns
Input Capacitance	C_{ib}	V_{EB}=-0.5V f=1.0MHz			10	pF

/ Electrical Characteristic Curve





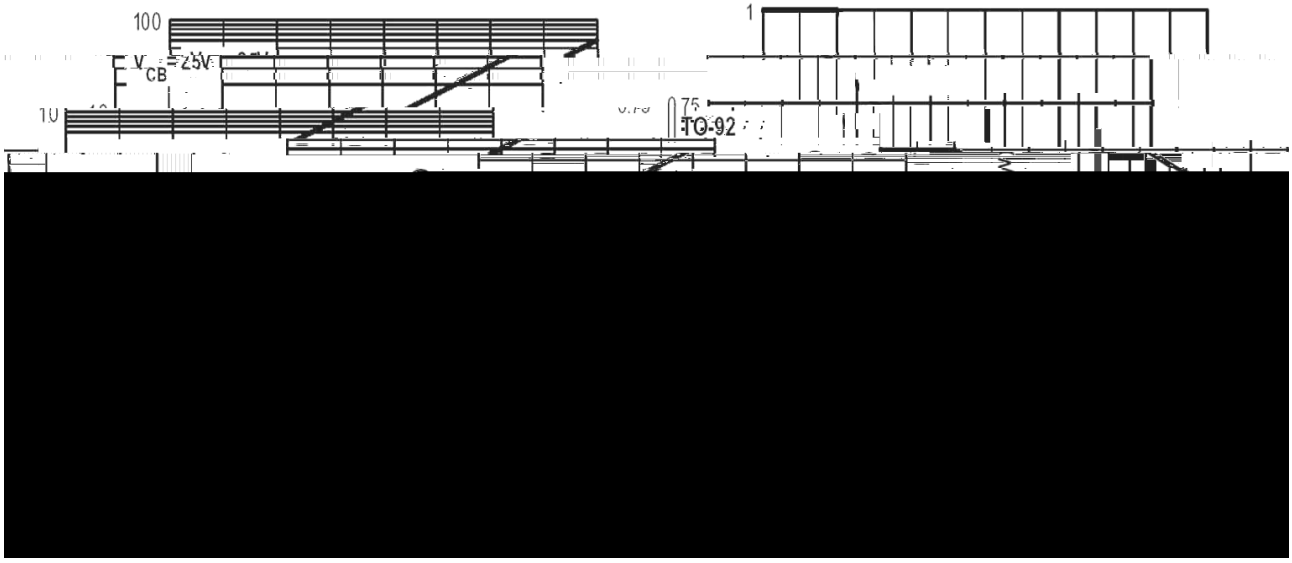

/ Package Dimensions

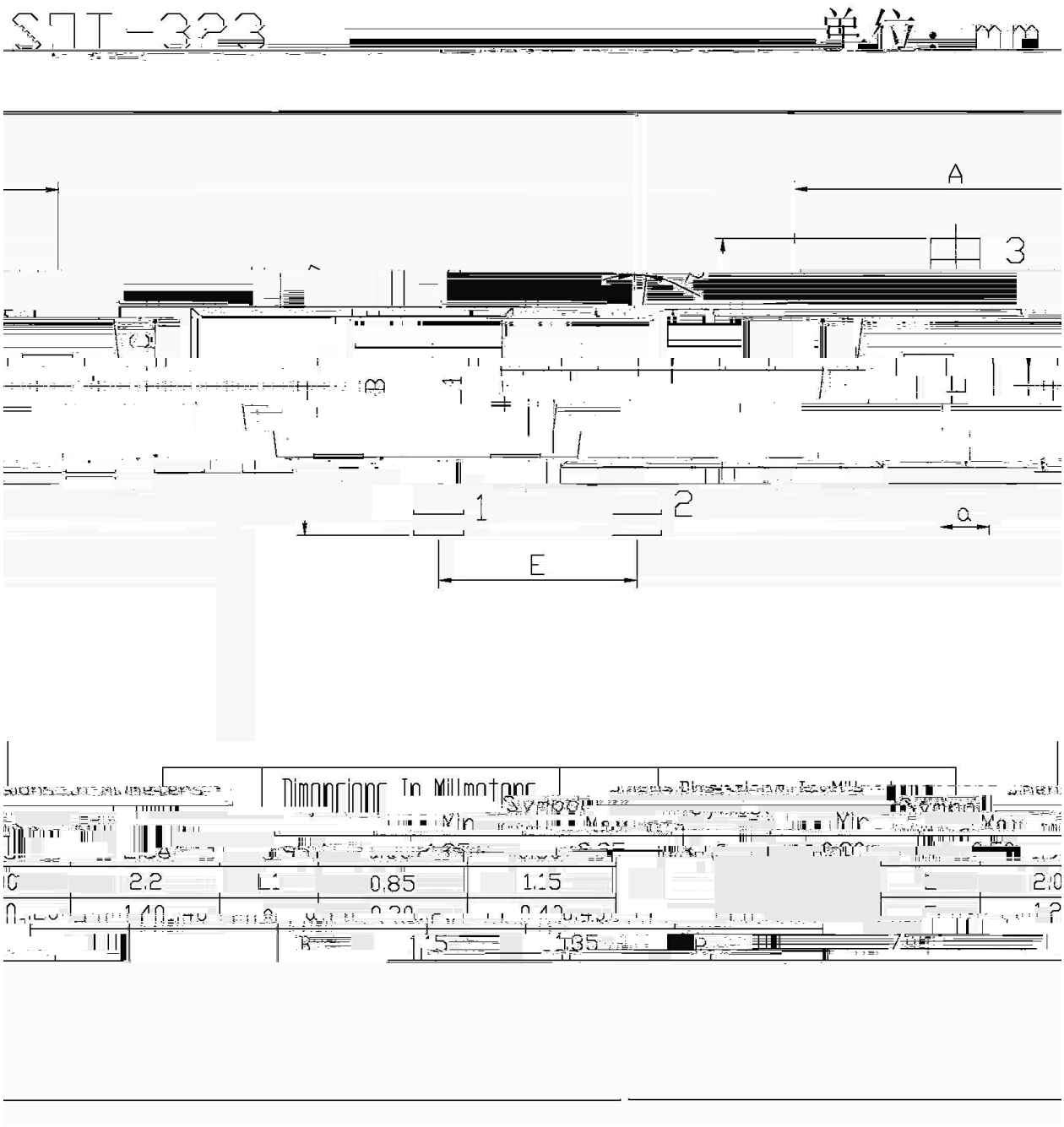

/ Marking Instructions

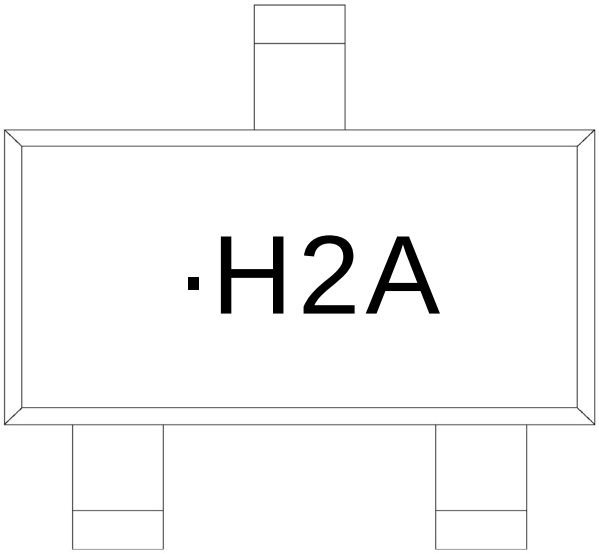

·

H

2A

Note:

·	Identify
H:	Company Code
2A:	Product Type Code

( ) / Temperature Profile for IR Reflow Soldering(Pb-Free)

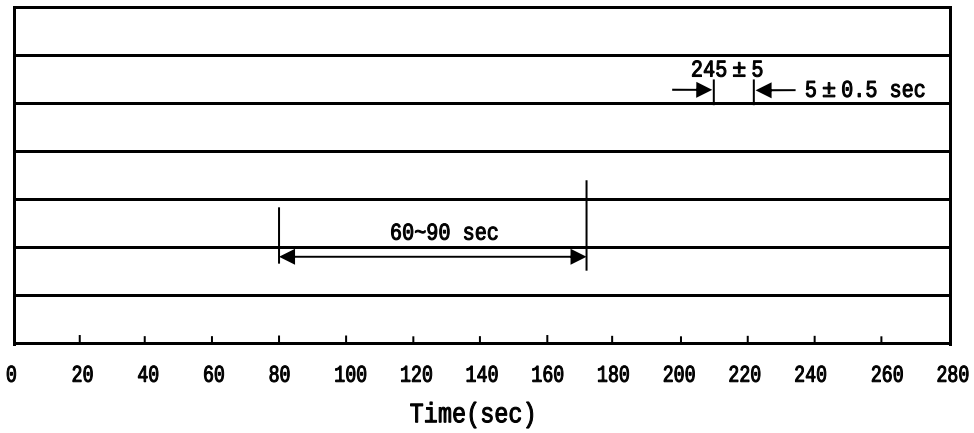

Note:

1	150 180 60 90sec;	1.Preheating:150~180 , Time:60~90sec.
2	245±5 5±0.5sec;	2.Peak Temp.:245±5 , Duration:5±0.5sec.
3	2 10 /sec.	3. Cooling Speed: 2~10 /sec.

/ Resistance to Soldering Heat Test Conditions

260±5 10±1 sec. Temp.:260±5 Ņ Time:10±1 sec

/ Packaging SPEC.

/ REEL

Package Type	Units					Dimension		(unit mm³)
SOT-323	3,000	10	30,000	6	180,000	7 ×8	180×120×180	390×385×205

/ Notices