Parameter	Symbol	Rating	Unit
Collector to Base Voltage	V_{CBO}	180	V
Collector to Emitter Voltage	V_{CEO}	160	V
Emitter to Base Voltage	V_{EBO}	6.0	V
Collector Current - Continuous	I_C	600	mA
Base Current - Continuous	I_B	300	mA
Collector Power Dissipation	P_C	200	mW
Junction Temperature	T_j	150	
Storage Temperature Range	T_{stg}	-55 150	

Parameter	Symbol	Test Conditions	Min	Typ	Max	Unit
Collector Cut-Off Current	I_{CBO}	V_{CB}=180V I_E=0			0.1	A
Emitter to Base Current	I_{EBO}	V_{EB}=6.0V I_C=0			0.1	A

≈ ƎÃ´E Ⅵƒ / Electrical Characteristic Curve

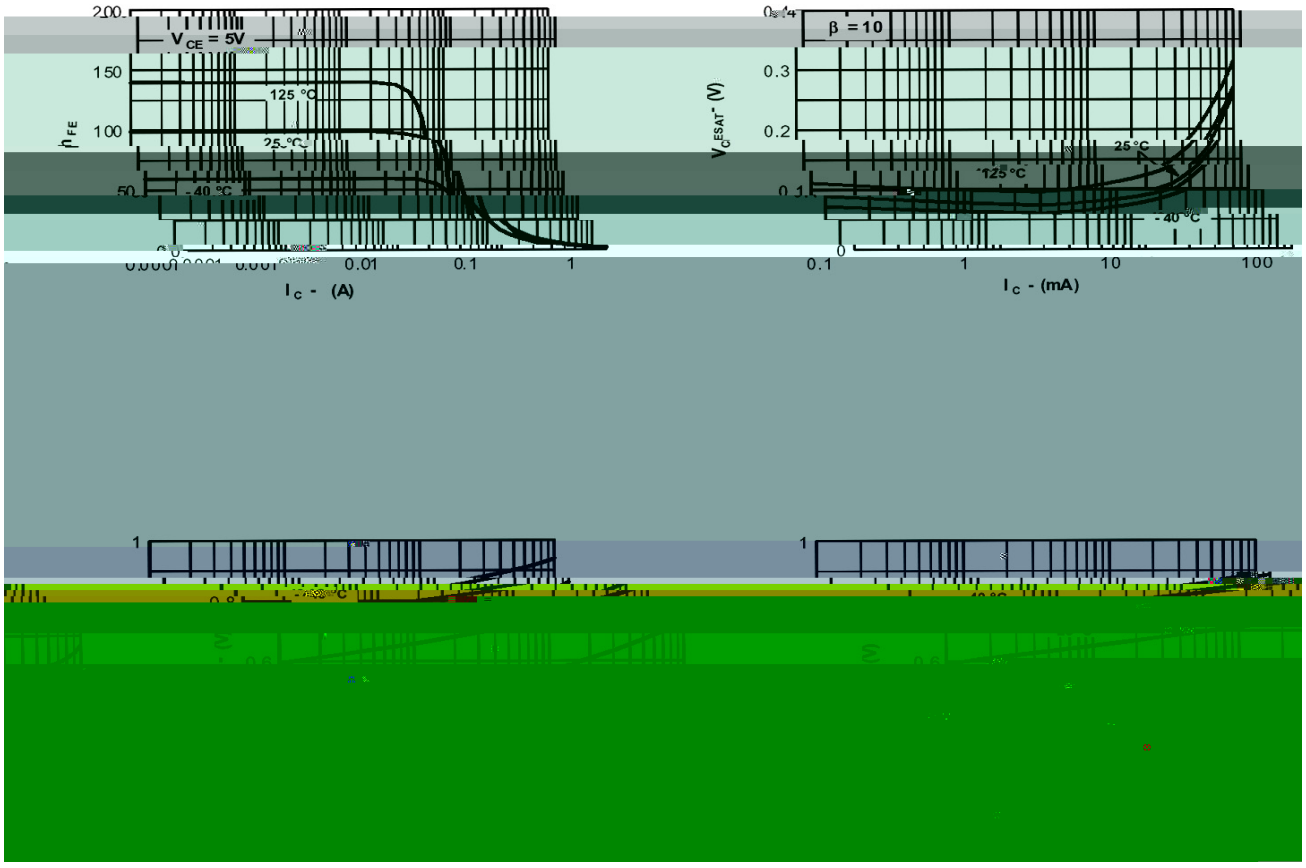

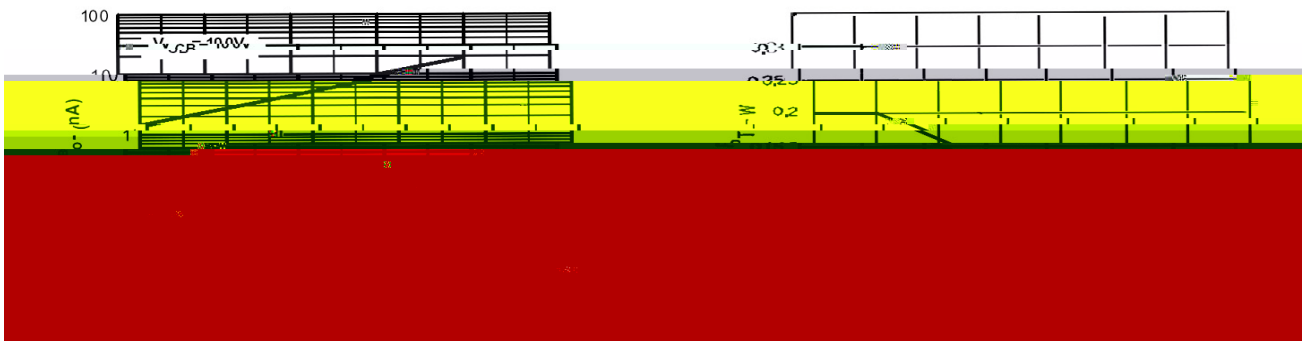

ᵘ ĖÒĻ ʃ / Package Dimensions

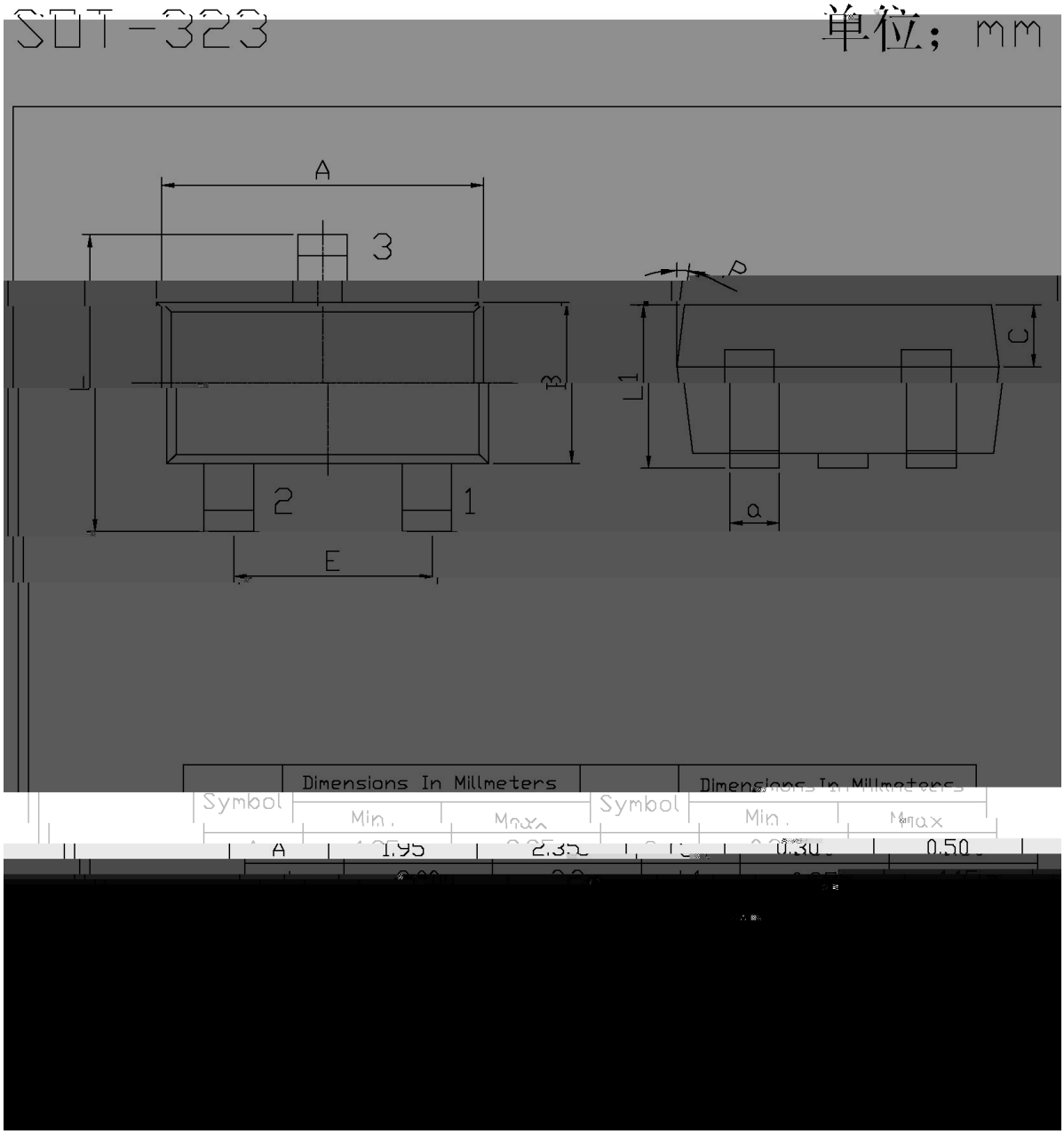

Dimensions In Millmeters			Dimensions In Millmeters		
Symbol	Min.	Max	Symbol	Min.	Max
A	1.95	2.35		0.30	0.50

Ł. Ł'Ω / Marking Instructions

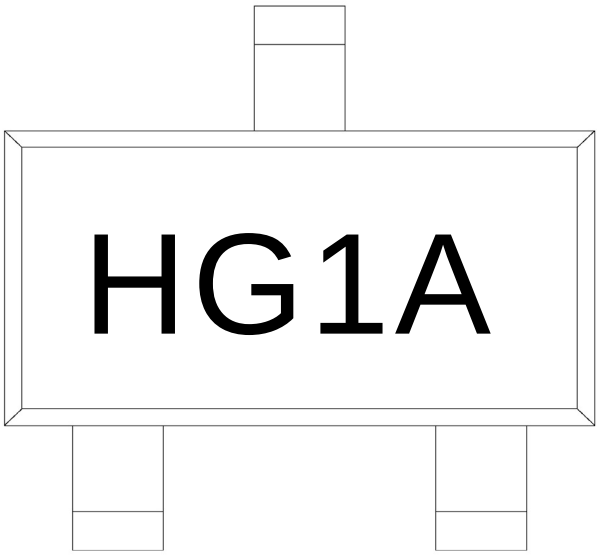

H

G1

A h_{FE}

Note:

H: Company Code.

G1 Product Type.

A h_{FE} Classifications Symbol

ŧħ ʃ ╗ ẘ´E ⅵ ʃ (ᾢ ᴗ) / Whp shudwxuh Suriloh iru LU Uhior z Vroghulqj+Se0luhh,

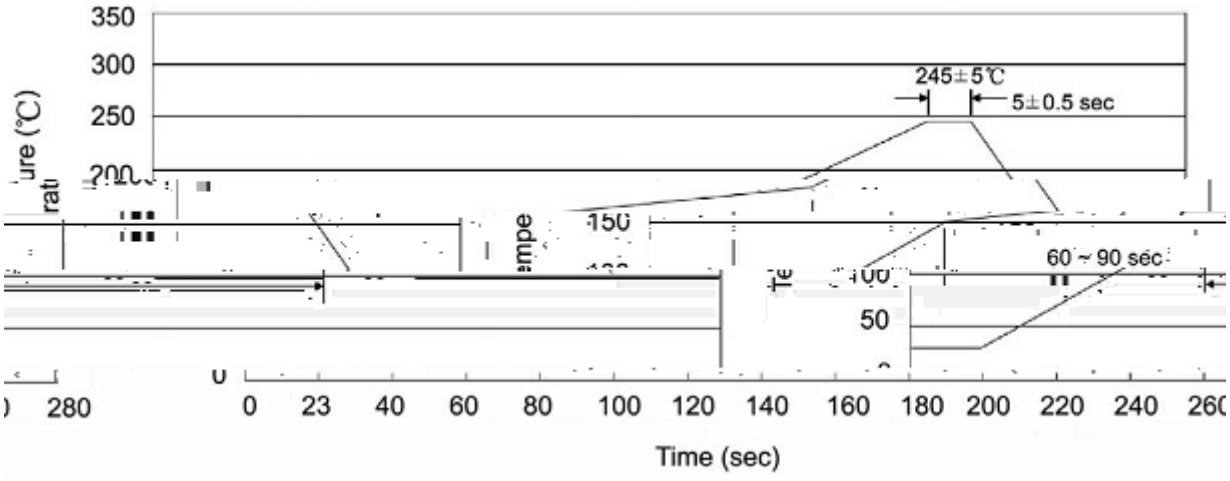

Note:

1 25 150 60 90sec;
2 245 5 5 0.5sec;
3 2 10 /sec.

1.Preheating:25~150 , Time:60~90sec.
2.Peak Temp.:245 5 , Duration:5 0.5sec.
3. Cooling Speed: 2~10 /sec.

⅃ ὺ ɑ ˉ ˋY Ţ / Resistance to Soldering Heat Test Conditions

260 5 10 1 sec. Temp.:260±5 Time:10±1 sec

ɒ ⊢ ⊂— / Packaging SPEC.

/ REEL

Package Type 封装形式	Units 包装数量					Dimension 包装尺寸 (unit: mm^3)		
	只 卷盘	卷盘 盒	只 盒	盒 箱	只 箱		盒	箱

ä ɤ ⌊ ̋Ω / Notices