/ Descriptions

SOT-23 PNP Silicon PNP transistor in a SOT-23 Plastic Package.

/ Features

MMBTA05

Complementary to MMBTA05.

/ Applications

Ideal for medium power amplification and switching.

/ Equivalent Circuit

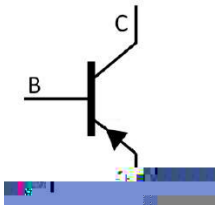

/ Pinning



PIN1 Base PIN 2 Emitter PIN 3 Collector

/ h_{FE} Classifications & Marking

h_{FE} Range	100 300
Marking	H2H

Parameter	Symbol	Rating	Unit
Collector to Base Voltage	V_{CBO}	-60	V
Collector to Emitter Voltage	V_{CEO}	-60	V
Emitter to Base Voltage	V_{EBO}	-4.0	V
Collector Current	I_C	-500	mA
Collector Power Dissipation	P_D	300	mW
Junction Temperature	T_j	150	
Storage Temperature Range	T_{stg}	-55 150	

Parameter	Symbol	Test Conditions	Min	Typ	Max	Unit
Collector to Base Breakdown Voltage	V_{CBO}	I_C=-100 A I_E=0	-60			V
Collector to Emitter Breakdown Voltage	V_{CEO}	I_C=-1.0mA I_B=0	-60			V
Emitter to Base Breakdown Voltage	V_{EBO}	I_E=-100 A I_C=0	-4.0			V
Collector Cut-Off Current	I_{CBO}	V_{CB}=-60V I_E=0			-0.1	A
Collector Emitter Cutoff Current	I_{CES} 7.183 Tm-0.0042 Tc(CB)Tj 0.4012 ref505.44 392.f4 11					

/ Electrical Characteristic Curve



/ Package Dimensions



/ Marking Instructions

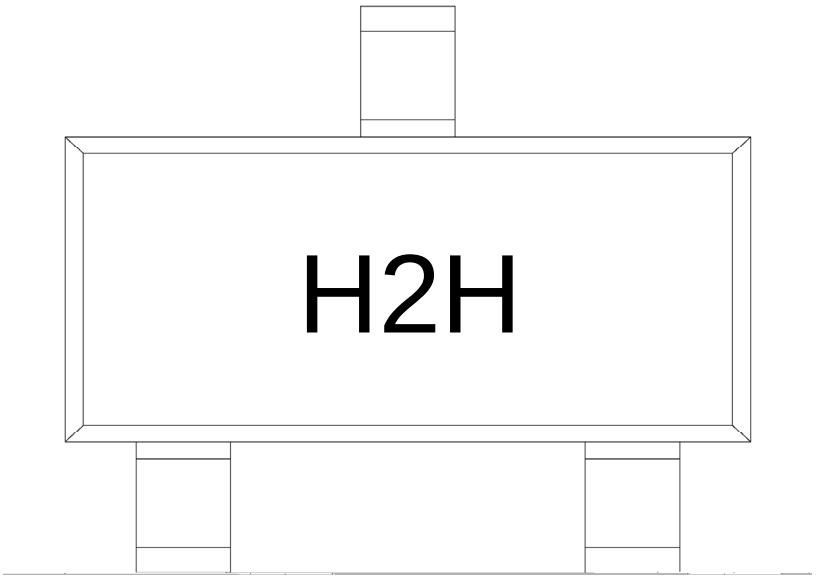

H

2H

Note:

H	Company Code
2H	Product Type

( ) / Temperature Profile for IR Reflow Soldering(Pb-Free)

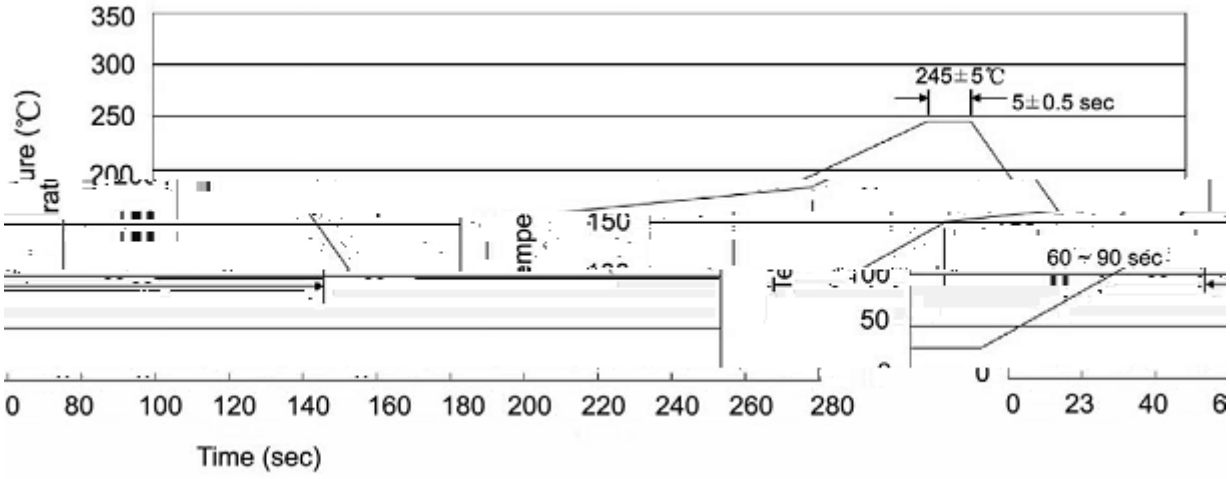

				Note:	
1	25	150	60 90sec;	1.Preheating:25~150	, Time:60~90sec.
2	245±5		5±0.5sec;	2.Peak Temp.:245±5	, Duration:5±0.5sec.
3		2 10	/sec.	3. Cooling Speed: 2~10	/sec.

/ Resistance to Soldering Heat Test Conditions

260±5	10±1 sec.	Temp.:260±5	Time:10±1 sec

/ Packaging SPEC.

/ REEL

Package Type	Units					Dimension		(unit mm^3)
	Units/Reel /	Reels/Inner Box /	Units/Inner Box /	Inner Boxes/Outer Box /	Units/Outer Box /	Reel	Inner Box	Outer Box
SOT-23	3,000	10	30,000	6	180,000	7 ×8	180×120×180	390×385×205

/ Notices