Parameter	Symbol	Rating	Unit
Collector to Base Voltage	V_{CBO}	-80	V
Collector to Emitter Voltage	V_{CEO}	-80	V
Emitter to Base Voltage	V_{EBO}	-5.0	V
Collector Current - Continuous	I_C	-0.5	A
Collector Power Dissipation	P_C	150	mW
Junction Temperature	T_j	150	
Storage Temperature Range	T_{stg}	-55 150	

Parameter	Symbol	Test Conditions	Min	Typ	Max	Unit
Collector to Base Breakdown Voltage	V_{CBO}	I_C=-100μA I_E=0	-80			V
Collector to Emitter Breakdown Voltage	V_{CEO}	I_C=-1.0mA I_B=0	-80			V
Collector Cut-Off Current	I_{CBO}	V_{CB}=-80 V I_E=0			-0.1	μA
Emitter Cut-Off Current	I_{CEO}	V_{CB}=-60 V I_B=0			-1.0	μA
Emitter Base Cut-Off Current	I_{EBO}	V_{BE}=-4.0V I_C=0			-0.1	μA
DC Current Gain	$h_{FE(1)}$	V_{CE}=-1.0V I_C=-100mA	100			
	$h_{FE(2)}$	V_{CE}=-1.0V I_C=-10mA	100			

Collector to Emitter Saturation 2)

ƒ Ã ´E ¼ ƒ / Electrical Characteristic Curve

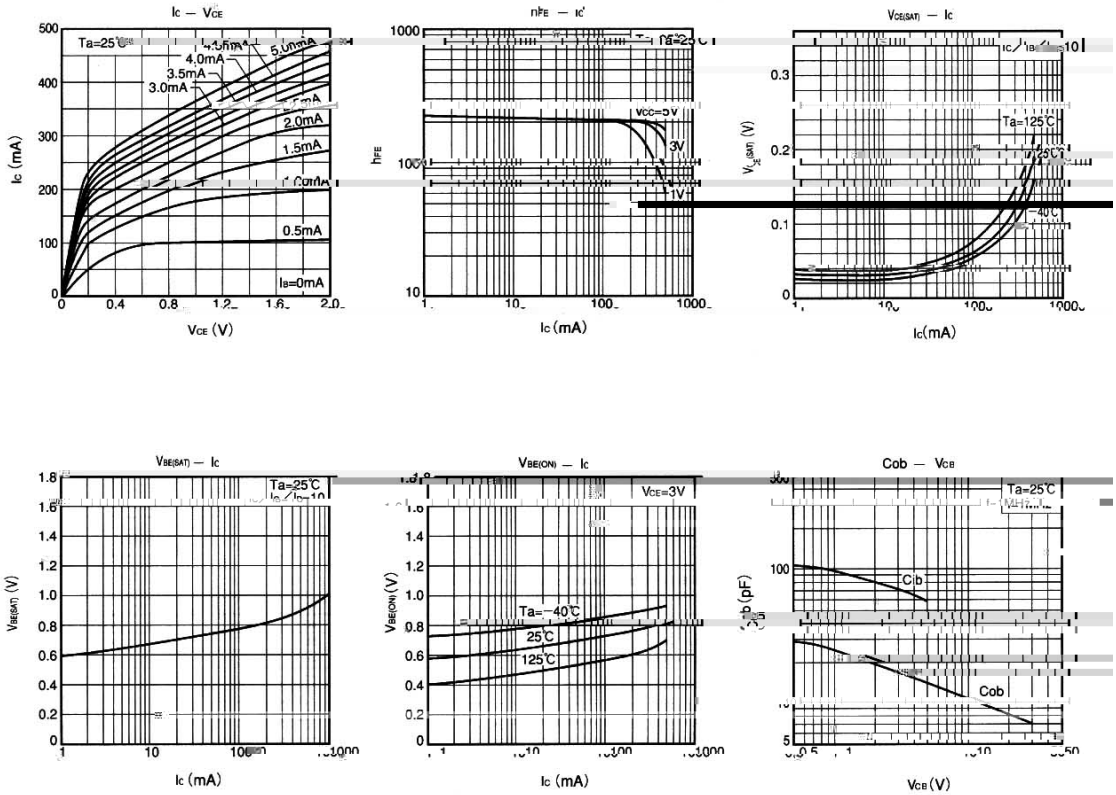

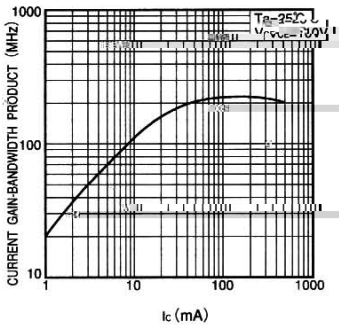

ᵘ ĖÒĻ ʃ / Package Dimensions

SOT-323 单位：mm



ŧħ ʃ ╗ ẘ´E ⅵ ʃ (ᾠ̈ ʒ) / Whp shudwxuh Suriloh iru LU Uhior z Vroghulqj+Se0luhh,

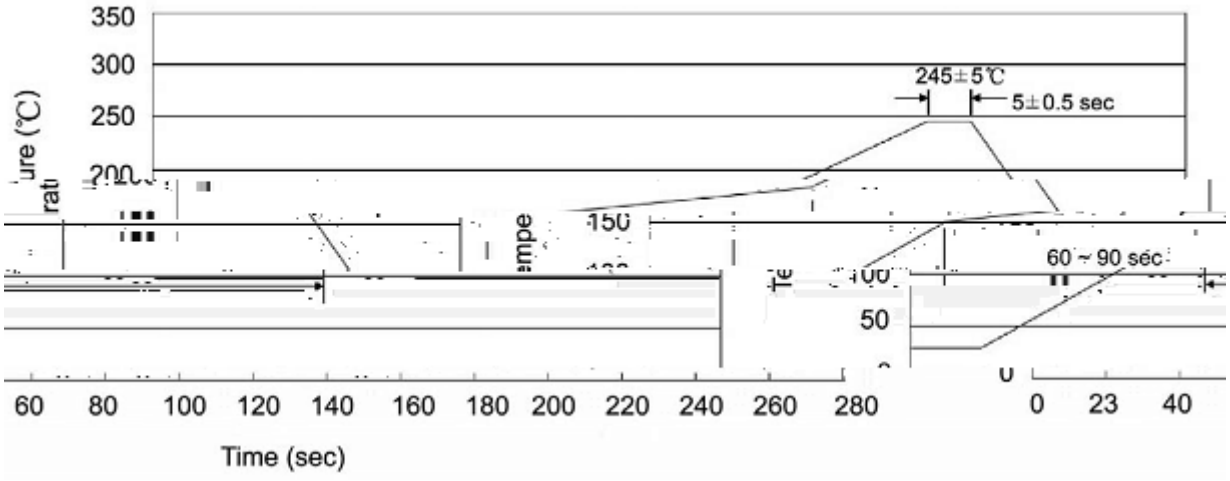

Note:

1	25 150	60 90sec;	1.Preheating:25~150 , Time:60~90sec.
2	245±5	5±0.5sec;	2.Peak Temp.:245±5 , Duration:5±0.5sec.
3	2 10 /sec.		3. Cooling Speed: 2~10 /sec.

⅃ ὖ ɑ ˝ `Y Ţ / Resistance to Soldering Heat Test Conditions

260±5	10±1 sec.	Temp.:260±5	Time:10±1 sec

ɒ ᴇ ᴄ— / Packaging SPEC.

/ REEL

Package Type	Units					Dimension		(unit mm^3)