Parameter	Symbol	Rating	Unit
Collector to Base Voltage	V_{CBO}	-300	V
Collector to Emitter Voltage	V_{CEO}	-300	V
Emitter to Base Voltage	V_{EBO}	-5.0	V
Collector Current - Continuous	I_C	-500	mA
Collector Power Dissipation	P_C	350	mW
Junction Temperature	T_j	150	
Storage Temperature Range	T_{stg}	-55 150	

Parameter	Symbol	Test Conditions	Min	Typ	Max	Unit
Collector to Base Breakdown Voltage	V_{CBO}	I_C=-100 A I_E=0	-300			V
Collector to Emitter Breakdown Voltage	V_{CEO}	I_C=-1.0mA I_B=0	-300			V
Emitter to Base Breakdown Voltage	V_{EBO}	I_E=-100 A I_C=0	-5.0			V
Collector Cut-Off Current	I_{CBO}	V_{CB}=-200 V I_E=0				

≠ ƎÃ´E ¼ ƒ

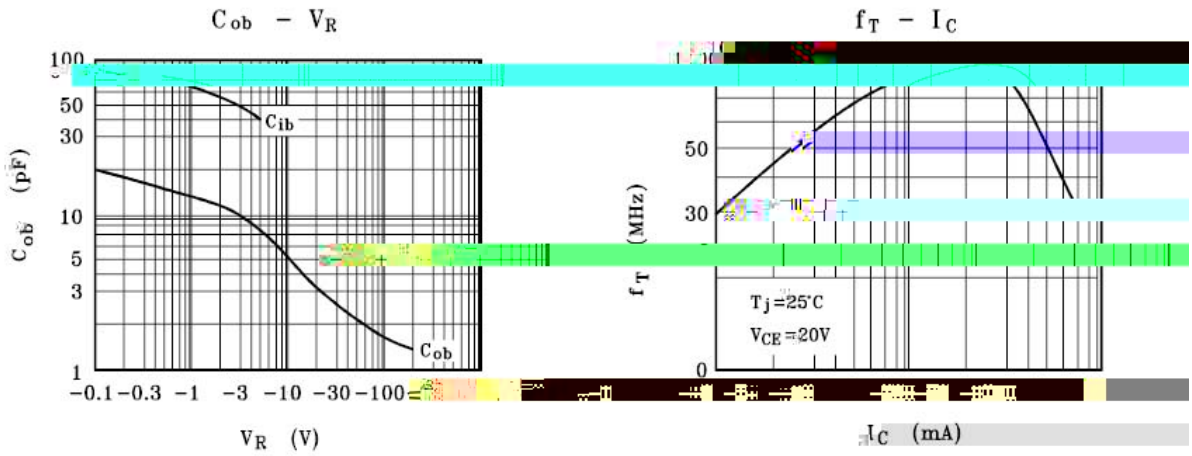
Cob – VR
Cob (pF)
Cib
Cob
VR (V)
fT – IC
fT (MHz)
Tj=25°C
VCE=20V
IC (mA)

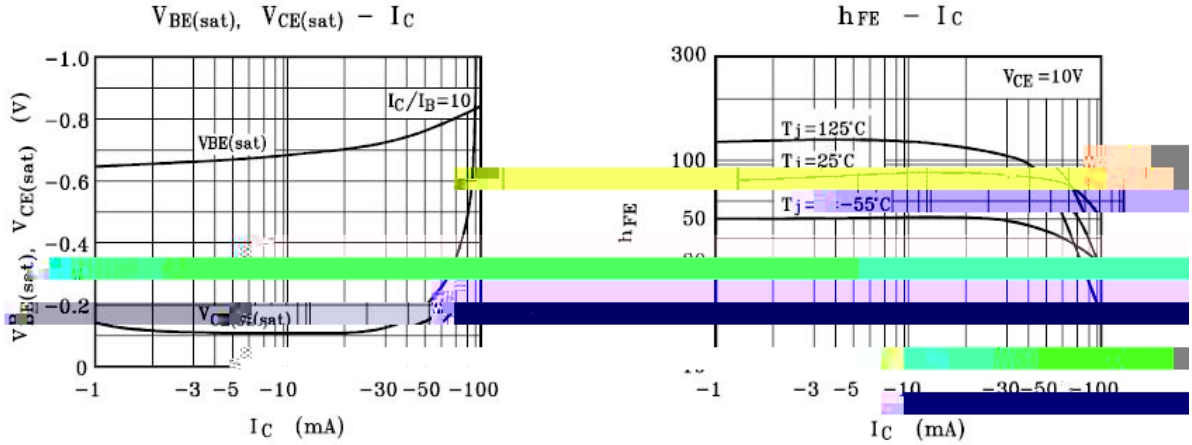
VBE(sat), VCE(sat) – IC
VBE(sat), VCE(sat) (V)
IC/IB=10
VBE(sat)
VCE(sat)
IC (mA)
hFE – IC
hFE
VCE=10V
Tj=125°C
Tj=25°C
Tj=-55°C
IC (mA)

ᵘ ĖÒĻ ʃ



ŧħ ʃ ╗ ẘ ´E ⅵ ʃ ᾠ ᾶ Wh p shudwxuh Suriloh i ru LU Uhior z Vroghulq j+Se0luhh,

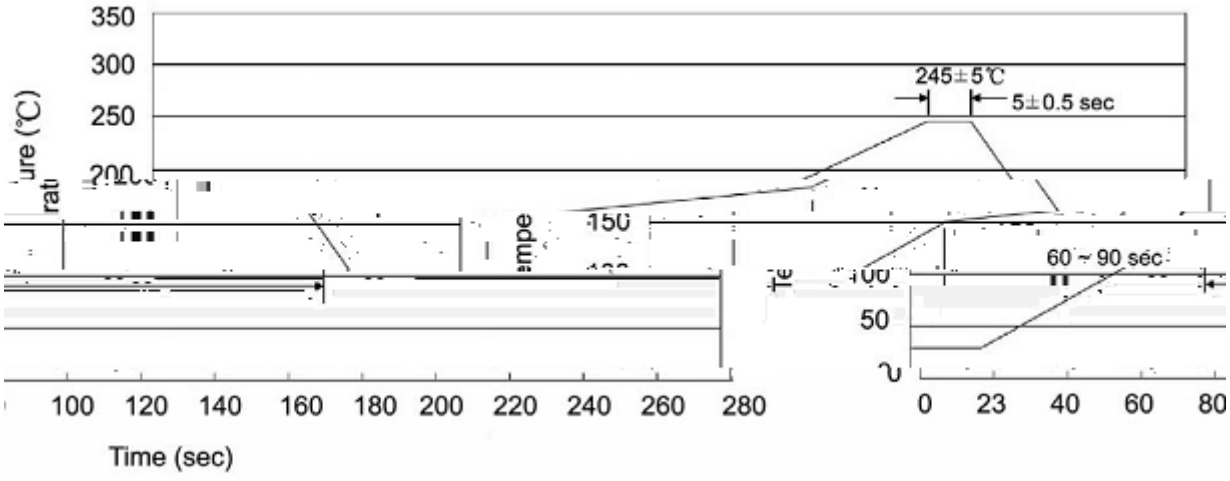

Note:

1 25 150 60 90sec;

2 245±5 5±0.5sec;

3 2 10 /sec.

1.Preheating:25~150 , Time:60~90sec.

2.Peak Temp.:245±5 , Duration:5±0.5sec.

3. Cooling Speed: 2~10 /sec.

⅃ ϋ q ˝ `Y Ţ

260±5 10±1 sec. Temp.:260±5 Time:10±1 sec

ɒ ᴇ ᐸ—

/ REEL

Package Type Dimensions U7.4 B‘ @