5 é / Descriptions

¤ ª / Features

Ð ÷ / Applications

Ã W] Ô · / Equivalent Circuit

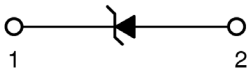

• Û - æ / Pinning



Z Ü B , M V / h_{FE} Classifications & Marking

/PUF			
/PUF			
/PUF			

		/PUF				/PUF			/PUF	

		/PUF				/PUF			/PUF	

Ô ? d • Ž ¢ / Electrical Characteristic Curve



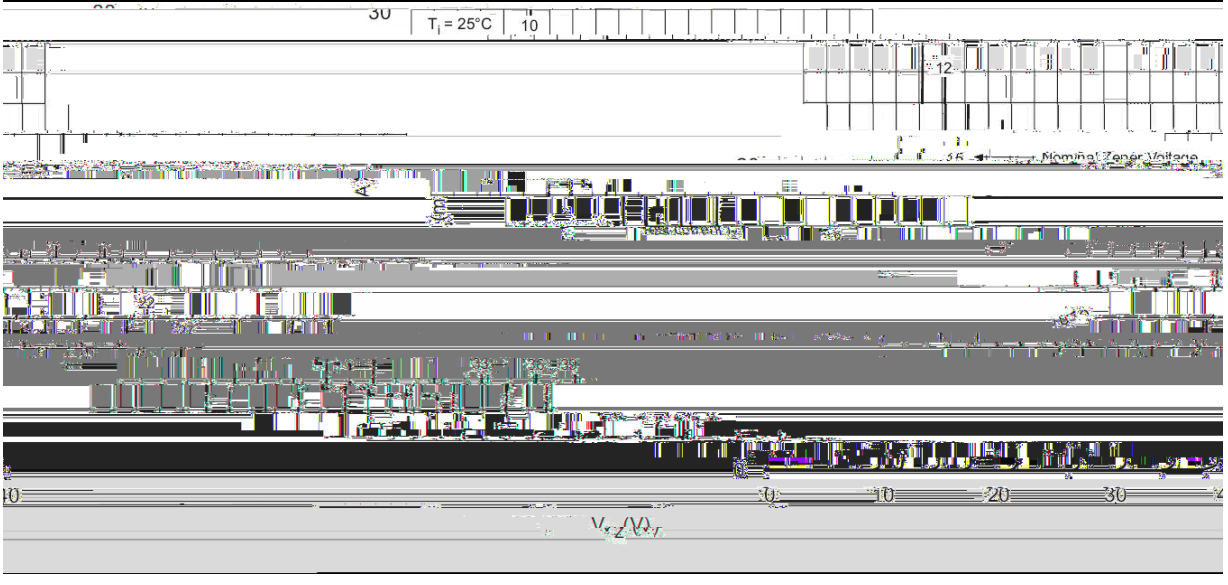

, M y ƒ / Marking Instructions



š WD t … • Ž ¢ **(** x / **)** **/** : K S V K X G Z [X K 6 X U L O R K L U X / 8 8 K L R U] 9 U R J K X O T M 6

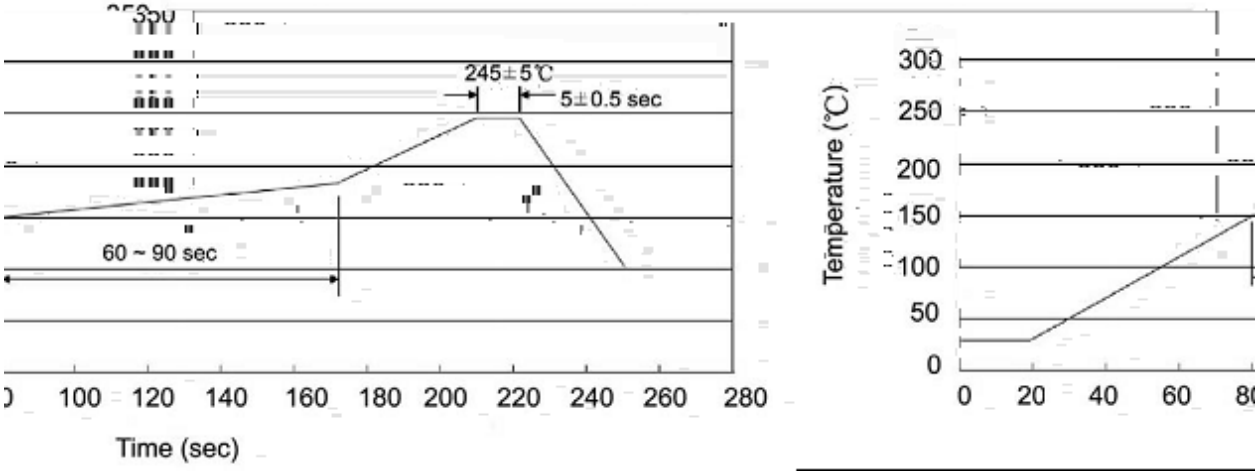

ÂD /Cã p ¯ »] **/** Resistance to Soldering Heat Test Conditions

G P á **/** Packaging SPEC.

ß m ù ´	g m ô h					g m d Ê !		
	Units/Reel / | í	Reels/Inner Box | í / ç	Units/Inner Box / ç	Inner Boxes/Outer Box ç / ±	Units/Outer Box / ±	Reel	Inner Box ç	Outer Box ±
SOD-123	3,000	10	30,000	6	180,000	7 s ×8	180×120×180	390×385×205

„ Ð y ƒ **/** Notices