WR0<5 Ṃ Ṃ Ŀ SQS Æ Ṁ ɥ s ǁ ˥ Silicon PNP transistor in a TO-92 Plastic Package.

ǟ я ᴊ/ ت ᵊ я ᴗ Ӊ/ ɟ ɔ ǁ ʒ ̣ ɔ ḳ Ӊ/ ʌ P SVD75 J Ӥ ´ ṇ̀ ɟ β
High voltage low saturation, low collector output capacitance, complementary pair with MPSA42G. HF Product.

ᵊ̂ ᴊ ɔ я í ˙ ɔ ث
High voltage control circuit.

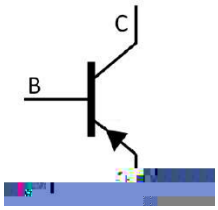



PIN1 χ Collector PIN 2 χ Base PIN 3 χ Emitter

v ̈Ω̣ Parameter	ɬ N Symbol	̈Ω̣Ö Rating	D Ḫ Unit
Collector to Base Voltage	V_{CBO}	-300	V
Collector to Emitter Voltage	V_{CEO}	-300	V
Emitter to Base Voltage	V_{EBO}	-5.0	V
Collector Current - Continuous	I_C	-500	mA
Base Current - Continuous	I_B	-30	mA
Collector Power Dissipation	P_C	625	mW
Collector Power Dissipation	$P_C(T_C=25$ ɬ)	1.5	W
Junction Temperature	T_j	150	
Storage Temperature Range	T_{stg}	-55 150	

v ̈Ω̣ Parameter	ɬ N Symbol	⊥⊥ ;ɬ Ţ Test Conditions	ω̣ ṇ Ö Min	Ɛ ʒ Ö Typ	ω̣ ʑ Ö Max	D Ḫ Unit
Collector to Base Breakdown Voltage	V_{CBO}	I_C=-100				

/ Electrical Characteristic Curve

h_{FE} – I_C

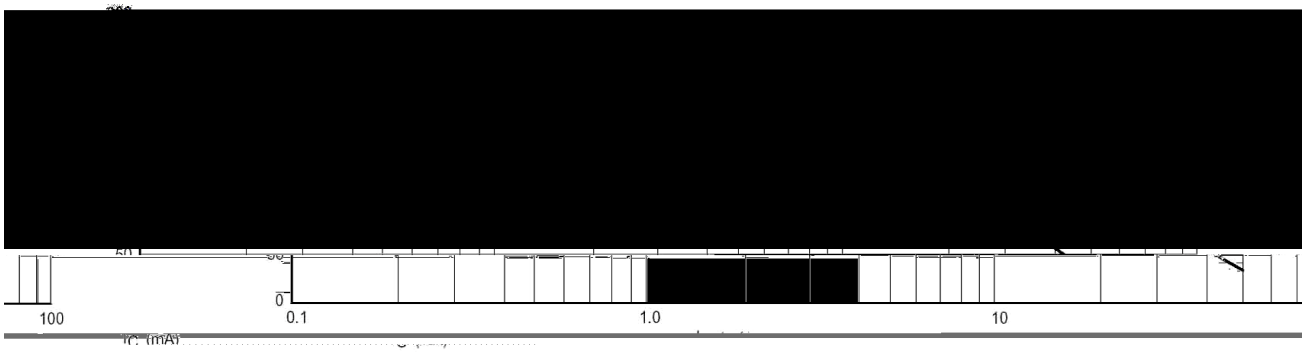

C_{ob} – V_{CB}

C_{ib} – V_{CB}

f_T – I_C



/ Package Dimensions



/ Marking Instructions

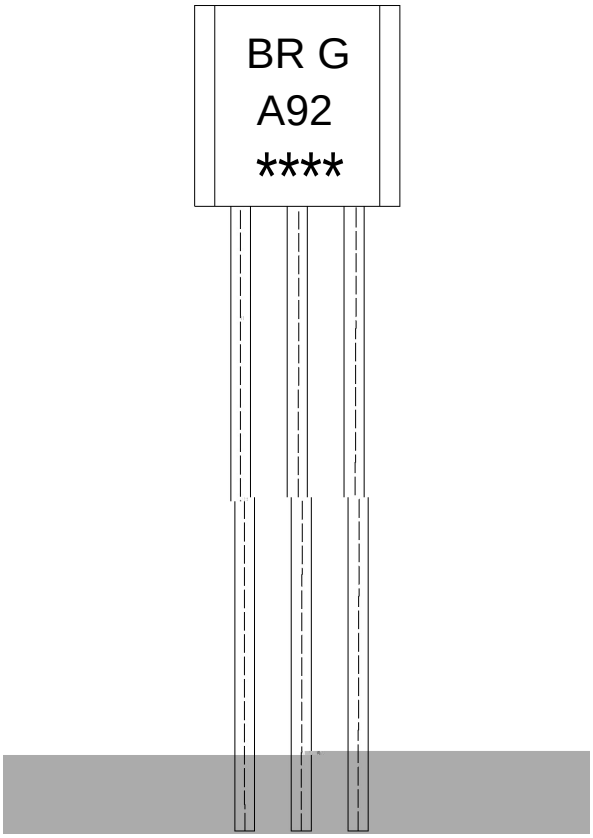

ب ˝ χ

EU=	ѭ ҂ И Ҧ
D<5 χ	ѭ ʒ N Ҧ
J=	ѭ ṇ ƒ β Ҧ
---- χ	ѭ ⊣ ƒ ή N Ҧ ı ҂ ⊣ ƒ ή N Ψ ק

Note:

BR:	Company Code.
A92:	Product Type.
G:	Halogen Free Product
****:	Lot No. Code,code change with Lot No.

( ) / Temperature Profile for Dip Soldering(Pb-Free)



ب ˝ χ

1 ƚ ♬ □ ỷ 25 Ḱ 150 ɬ ı `H ڑ 60 Ḱ 90sec;

2 Š Ö □ ỷ 255 ° 5 ɬ ı `H ڑ ˋY ⺈ ⺮ 5 ° 0.5sec;

3 ì ˙ ⺈ ˛ ɔ ھ ỷ ⺮ 2 Ḱ 10 ɬ /sec.

Note:

1.Preheating:25~150 ɬ , Time:60~90sec.

2.Peak Temp.:255 ° 5 ɬ , Duration:5 ° 0.5sec.

3. Cooling Speed: 2~10 ɬ /sec.

/ Resistance to Soldering Heat Test Conditions

□ ỷ χ 270 ° 5 ɬ `H ڑ χ 10 ° 1 sec. Temp:270±5 Time:10±1 sec

/ Packaging SPEC.

ˋΩ ţ γ Ł / BULK

Package Type	Units					Dimension (unit mm3)		
	Units/Bag /	Bags/Inner Box /	Units/Inner Box /	Inner Boxes/Outer Box /	Units/Outer Box /	Bag	Inner Box	Outer Box
TO-92	1,000	10	10,000	5	50,000	135×190	237×172×102	560×245×195
	1,000	10	Bag6	re10	T8(600023	T(Bag)14(10,590)75(	)13384(237×172×79(102)75(	)9173(560×245