# MPSA94D

Rev.A Jun.-2016

DATA SHEET

## / Descriptions

WR0585 ṂṂ Ł SQS ÆṀ ч s ǁ ˥ Silicon PNP transistor in a TO-252 Plastic Package.

## / Features

ǟ я ﾈ

High voltage.

## / Applications

ﾈ̂ ﾈ ɔ я í ɔ ﾋ

High voltage control circuit.

## / Equivalent Circuit

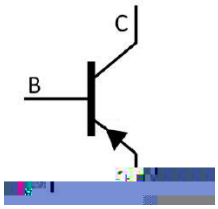


## / Pinning




PIN1 χ Base PIN 2,4 χ Collector PIN 3 χ Emitter

## / hFE Classifications & Marking

ð м ˥ ب ˝ See Marking Instructions.

| v ̈Ω̣<br>Parameter | ϟ N<br>Symbol | ̈Ω̣Ö<br>Rating | D Ӈ<br>Unit |
|---|---|---|---|
| Collector to Base Voltage | $V_{CBO}$ | -400 | V |
| Collector to Emitter Voltage | $V_{CEO}$ | -400 | V |
| Emitter to Base Voltage | $V_{EBO}$ | | |

## / Electrical Characteristic Curve

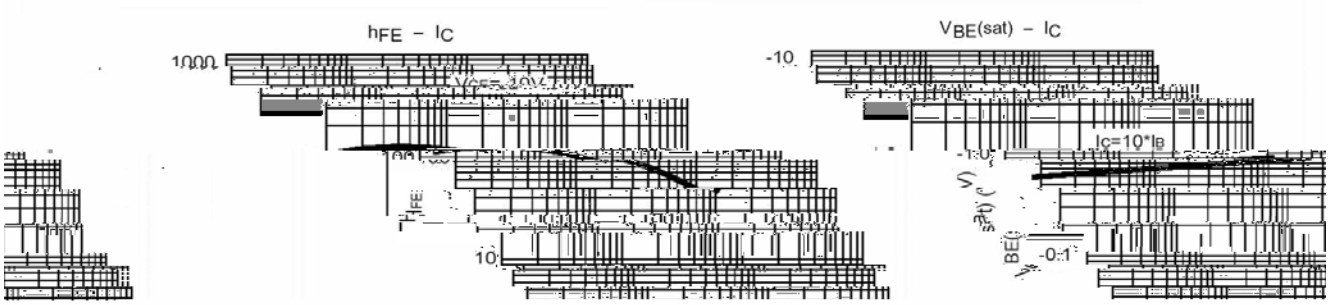

## / Marking Instructions

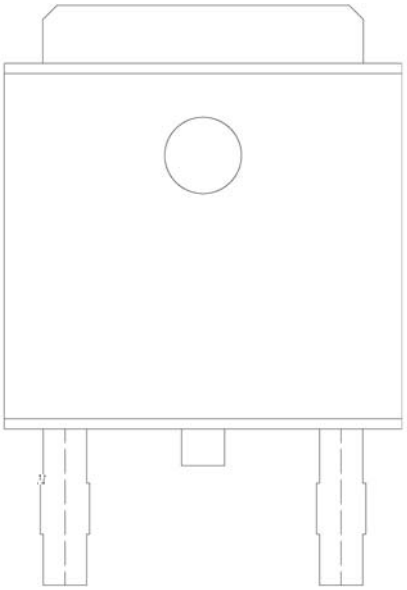

ب ˝ χ

EU= ⌘ ⅔ ᴵ Ɱ

D<7G χ ⌘ ⅔ ᴺ Ɱ

---- χ

## ( ) /

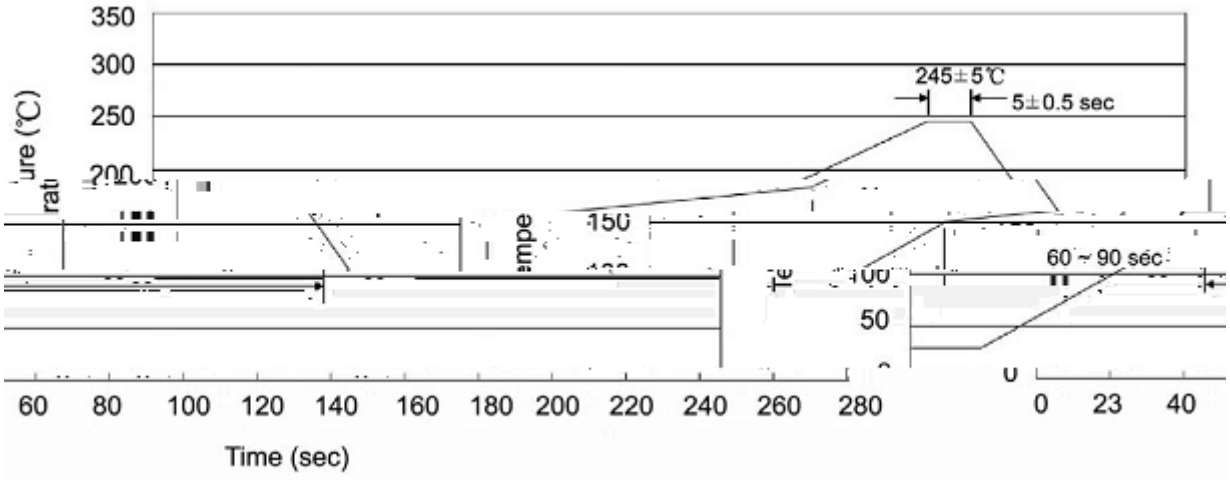


ب ˝ χ

1 أ ♬ □ ỷ 25 Ḱ 150 ł ı `H ڑ 60 Ḱ 90sec;

2 Š Ö □ ỷ 245 ° 5 ł ı `H ڑ ˙Y ⺈ ⺾ 5 ° 0.5sec;

3 ì ˙ ⺈ ˛ ɔ ھ ỷ ⺾ 2 Ḱ 10 ł /sec.

Note:

1.Preheating:25~150 ł , Time:60~90sec.

2.Peak Temp.:245 ° 5 ł , Duration:5 ° 0.5sec.

3. Cooling Speed: 2~10 ł /sec.

## / Resistance to Soldering Heat Test Conditions

□ ỷ χ 260 ° 5 ł `H ڑ χ 10 ° 1 sec. Temp.:260±5 Time:10±1 sec

## / Packaging SPEC.

ɔ` γ ŁŁ / REEL

| Package Type | Units | | | | | Dimension (unit mm$^3$) | | |
|---|---|---|---|---|---|---|---|---|
| | Units/Reel / | Reels/Inner Box / | Units/Inner Box / | Inner Boxes/Outer Box / | Units/Outer Box / | Reel | Inner Box | Outer Box |
| TO-252 | 2,500 | 2 | 5,000 | 5 | 25,000 | 13 ×16 | 360×360×50 | 385×257×392 |

˘ ˥ γ ŁŁ / TUBE

| Package Type | Units | | | | | Dimension (unit mm$^3$) | | |
|---|---|---|---|---|---|---|---|---|
| | Units/Tube / | Tubes/Inner Box / | Units/Inner Box / | Inner Boxes/Outer Box / | Units/Outer Box / | Tube | Inner Box | Outer Box |
| TO-251/252 | 75 | 48 | 3,600 | 5 | 18,000 | 526×20.5×5.25 | 555×164×50 | 575×290×180 |