Parameter	Symbol	Rating	Unit
Collector to Base Voltage	V_{CBO}	-360	V
Collector to Emitter Voltage	V_{CEO}	-360	V
Emitter to Base Voltage	V_{EBO}	-5	V
Collector Current - Continuous	I_C	-30	A
Peak Collector Current	I_{CP}	-30	A
Base Current	I_B	-1.5	A
Collector Power Dissipation	$P_{C(TC=25\ )}$	150	W
Junction Temperature	T_j	150	
Storage Temperature Range	T_{stg}	-55 150	

Parameter	Symbol	Test Conditions	Min	Typ	Max	Unit
Collector to Emitter Breakdown Voltage	V_{CEO}	I_C=-50mA I_B=0	-360			V
Collector Cut-Off Current	I_{CBO}	V_{CB}=-230V I_E=0			-5.0	μA
Emitter Cut-Off Current	I_{EBO}	V_{EB}=-5.0V I_C=0			-5.0	μA

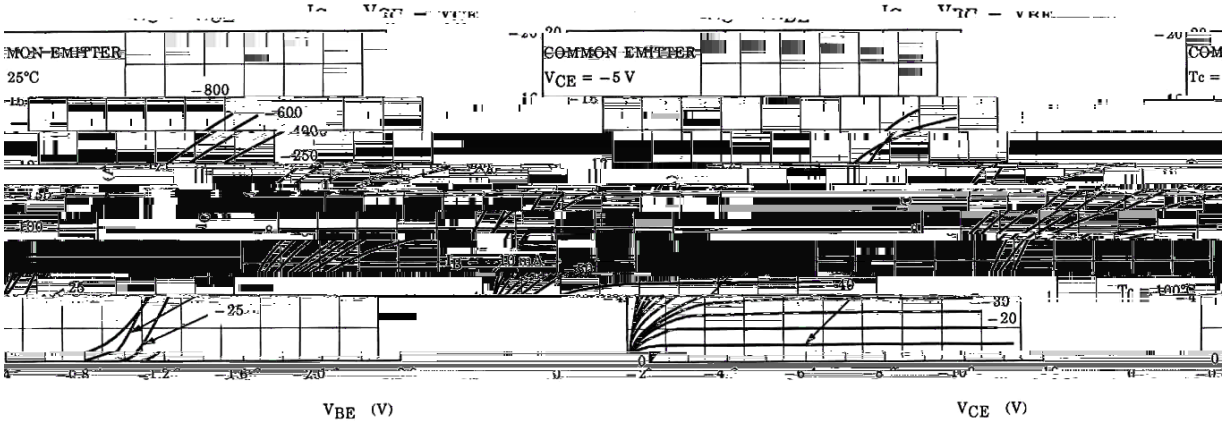
COMMON EMITTER
VCE = −5 V
VBE (V)
VCE (V)


hFE − IC
VCE (sat) − IC
Tc = 100°C

[redacted]

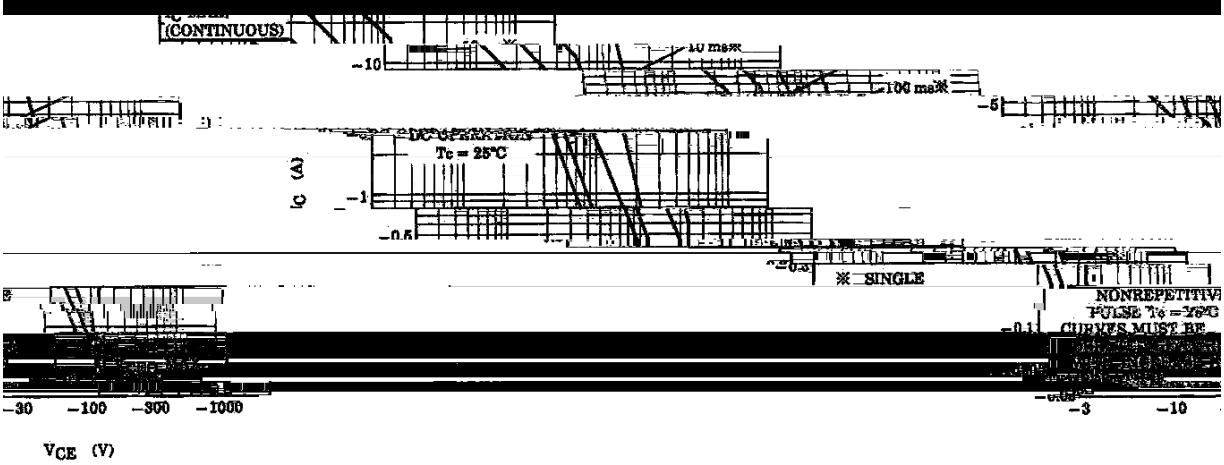
(CONTINUOUS)
10 ms※
100 ms※
DC OPERATION
Tc = 25°C
IC (A)
※ SINGLE
NONREPETITIVE
PULSE Tc = 25°C
CURVES MUST BE
−30
−100
−300
−1000
−3
−10
VCE (V)

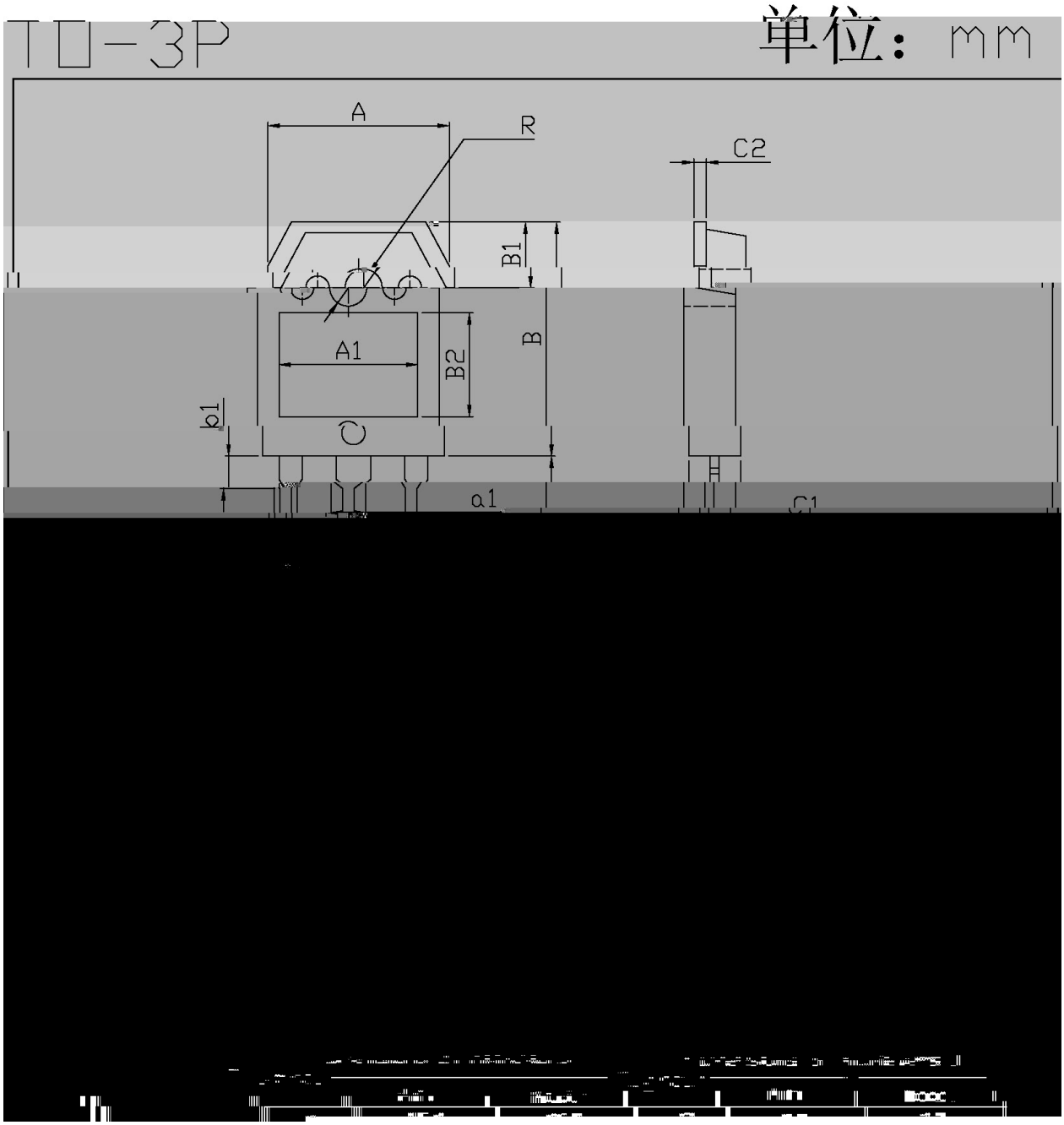
TO-3P
单位：mm
A
R
C2
B1
B
A1
B2
b1
C
H
a1
C1



BR

NJW0302GD

****

Note:

BR:	Company Code.
NJW0302GD:	Product Type.
****:	Lot No. Code, code change with Lot No.



			Note:
1	25 150	60 90sec;	1.Preheating:25~150 , Time:60~90sec.
2	255±5	5±0.5sec;	2.Peak Temp.:255±5 , Duration:5±0.5sec.
3		2 10 /sec.	3. Cooling Speed: 2~10 /sec.

270±5 10±1 sec. Temp.:270±5 Time:10±1 sec

/ TUBE

Package Type 封装形式	Units 包装数量					Dimension 包装尺寸 (unit: mm^3)		
	Units/Tube 只/套管	Tubes/Inner Box 套管/盒	Units/Inner Box 只/盒	Inner Boxes/Outer Box 盒/箱	Units/Outer Box 只/箱	Tube 套管	Inner Box 盒	Outer Box 箱
TO-3P	30	15	450	5	2250	497.5×46×8	555×164×50	575 290 180