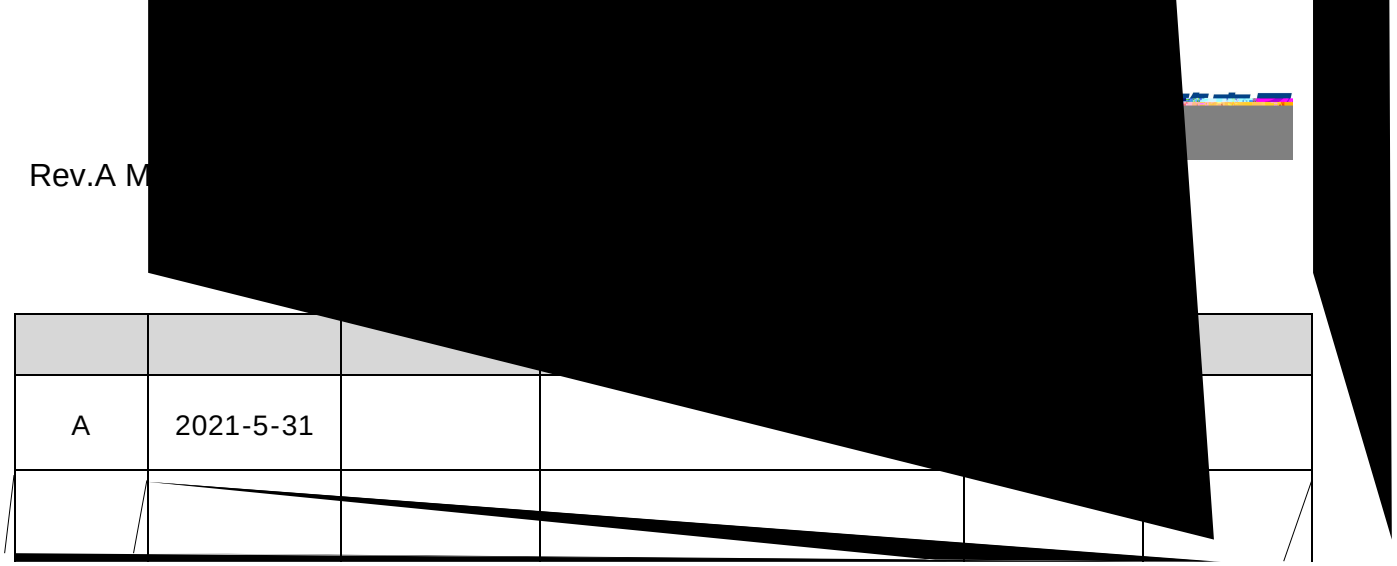

A	2021-5-31			

A2- n t ضذ

50V~1000V 10A SMC

Surface Mount General Purpose Silicon Rectifiers, Reverse Voltage 50 to1000V,Forward Current:10A ,SMC thin package.

RoHS 2011/65/EU

Parameter	Symbol	Rating						
		S10AC	S10BC	S10DC	S10GC	S10JC	S10KC	S10MC
Maximum Repetitive Peak Reverse Voltage	V_{RRM}	50	100	200	400	600	800	1000
Maximum RMS voltage	V_{RMS}	35	70	140	280	420	560	700
Maximum DC Blocking Voltage	V_{DC}	50	100	200	400	600	800	1000
Maximum Average Forward Rectified Current	$I_{F(AV)}$	10						
Peak Forward Surge Current 8.3 ms Single Half Sine Wave Superimposed on Rated Load	I_{FSM}	200						
Typical Junction Capacitance[1)]	C_j	130						
Typical Thermal Resistance [2)]	$R_{\theta JA}$	35						
Operating and Storage Temperature Range	T_j, T_{stg}	-55~+150						

Note:

1) Measured at 1 MHz and applied reverse voltage of 4 V D.C

2) P.C.B. mounted with 2.0" X 2.0" (5 X 5 cm) copper pad areas.

Parameter	Symbol	Test Conditions	S10AC	S						
Maximum Instantaneous Forward Voltage	V_F	I_F=10A	1.0							V
Maximum DC Reverse Current at Rated DC Blocking Voltage	I									

0 8 9 = > ?

Fig.1 Forward Current Derating Curve

Fig.2 Typical Reverse Characteristics

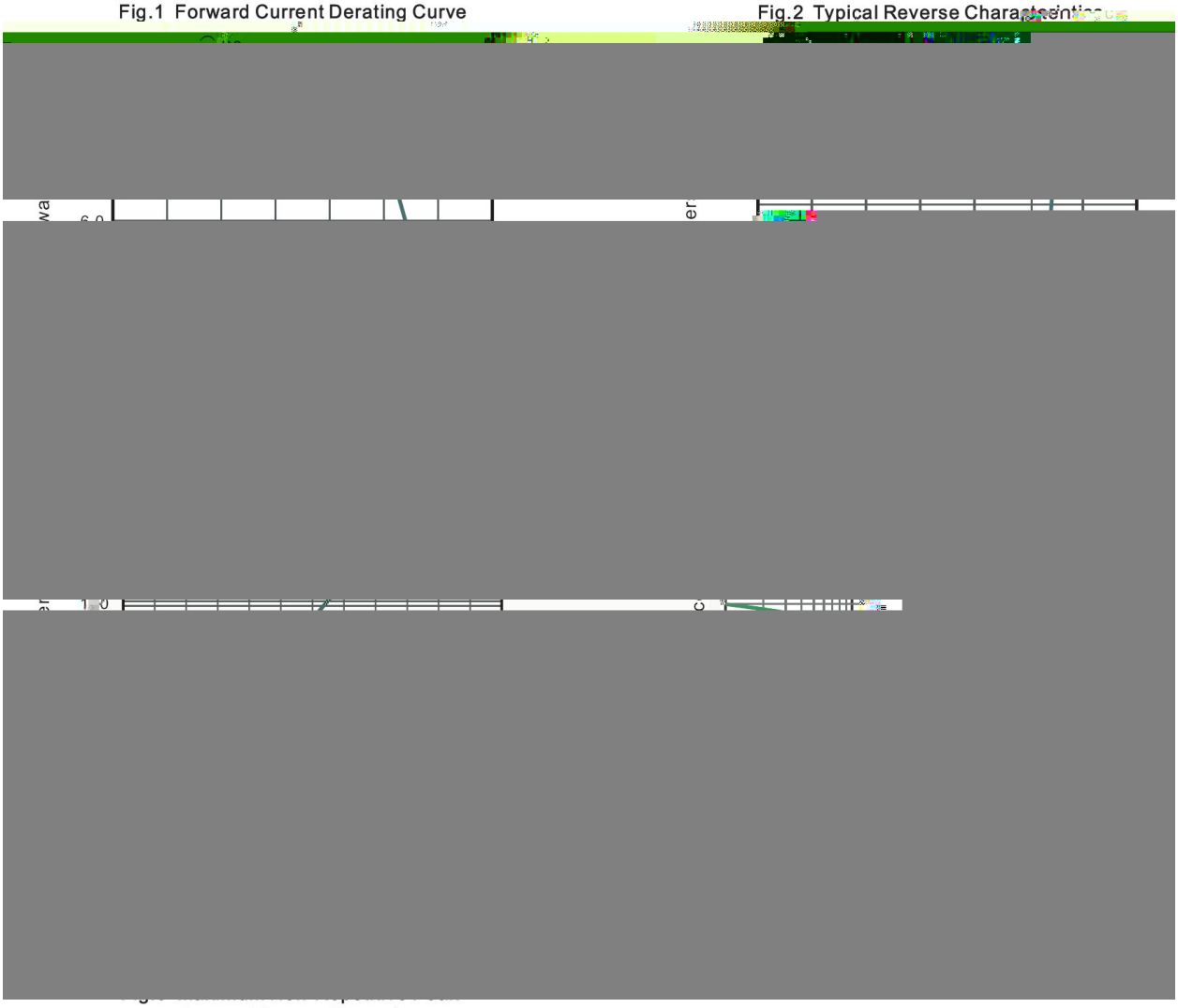

Forward Surage Current



H I J K L = > ? M N OPQRPSTUVSPGWSXYZ[PGYXSG\]G]PY[X^G_X[`PSZabcWdefSPPg

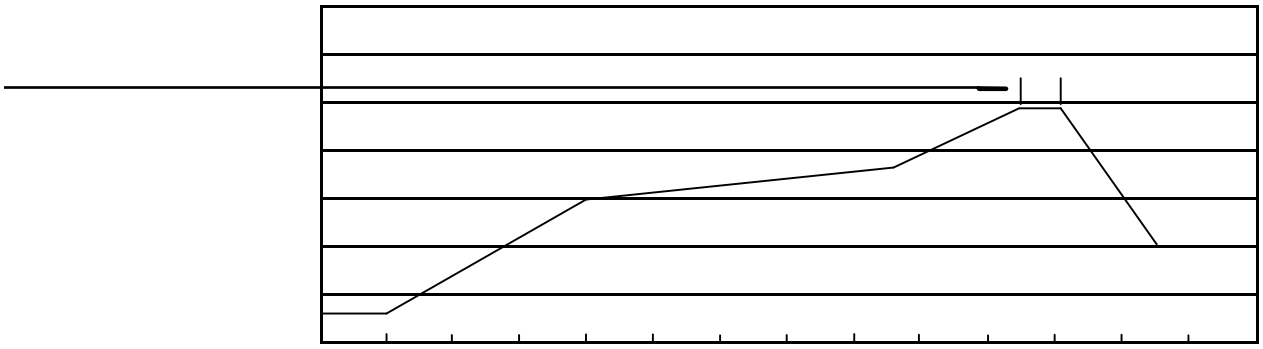

				Note:
1	150 180	60 90sec;		1.Preheating:150~180℃, Time:60~90sec.
2	245±5	5±0.5sec;		2.Peak Temp.:245±5℃, Duration:5±0.5sec.
3		2	10℃/sec.	3. Cooling Speed: 2~10℃/sec.

h J i j k l m n

260±5℃	10±1 sec.	Temp.:260±5℃	Time:10±1 sec

o p q r

/ REEL

Package Type 封装形式	Units 包装数量					Dimension 包装尺寸 (unit: mm^3)		
	Units/Reel /	Reels/Inner Box /	Units/Inner Box /	Inner Boxes/Outer Box /	Units/Outer Box /	Reel	Inner Box 盒	Outer Box 箱
SMC	3000	2	6000	6	36000	13″ ×16	337X337X49	380X335X366

s * D E