/ Descriptions

40~60V 2.0A SMAF

Surface Mount Schottky Barrier Rectifier, Reverse Voltage 40 to 60 V, Forward Current:2.0A ,SMAF package.

/ Features

Low 6mwer loss, high efficiency, High forward surge current capability, For use in low voltage, high frequency inverters, and polarity protection applications,For surface mounted applications.Halogen free product.

/ Applications

.

General purpose.

/ Equivalent Circuit



/ Pinning

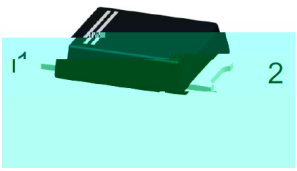

PIN	DESCRIPTION
1	Cathode
2	Anode

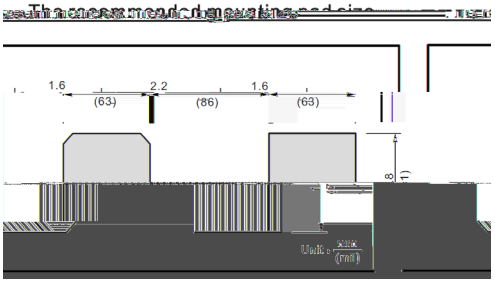

/ Marking

See Marking Instructions.

Parameter	Symbol	Rating		Unit
		SSL24F	SSL26F	
Maximum Repetitive Peak Reverse Voltage	V_{RRM}	40	60	V
Maximum RMS voltage	V_{RMS}	28	42	V
Maximum DC Blocking Voltage	V_{DC}	40	60	V

/ Electrical Characteristic Curve



/ Package Dimensions

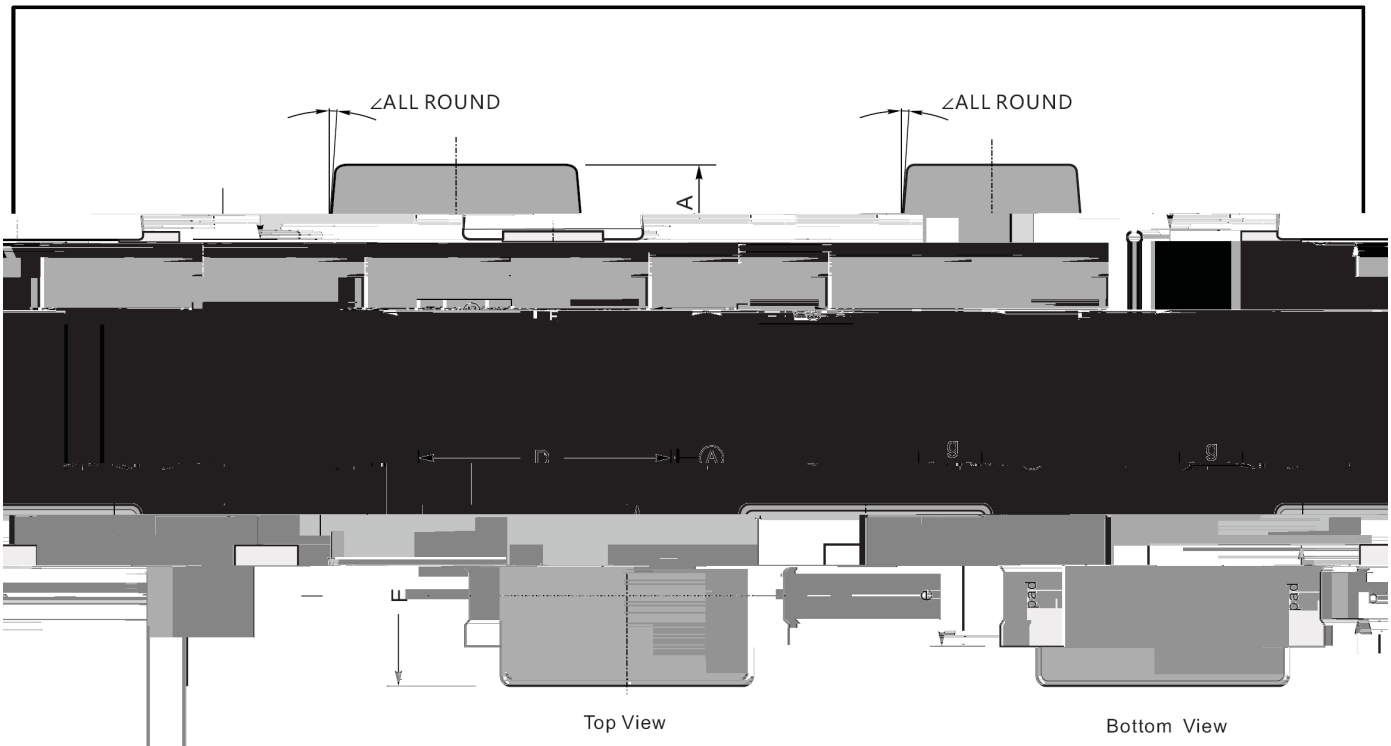

∠	UNIT		A	C	D	E	e	g	H_E	b	
		max	1.2	0.20	3.7	2.7	1.6	1.2	4.9	1.05	
.3	0.8	4.4	0.65	7°	mm	min	0.9	0.12	3.3	2.4	1
63	47	193	41		mil	max	47	7.9	146	106	6
						min					

/ Marking Instructions

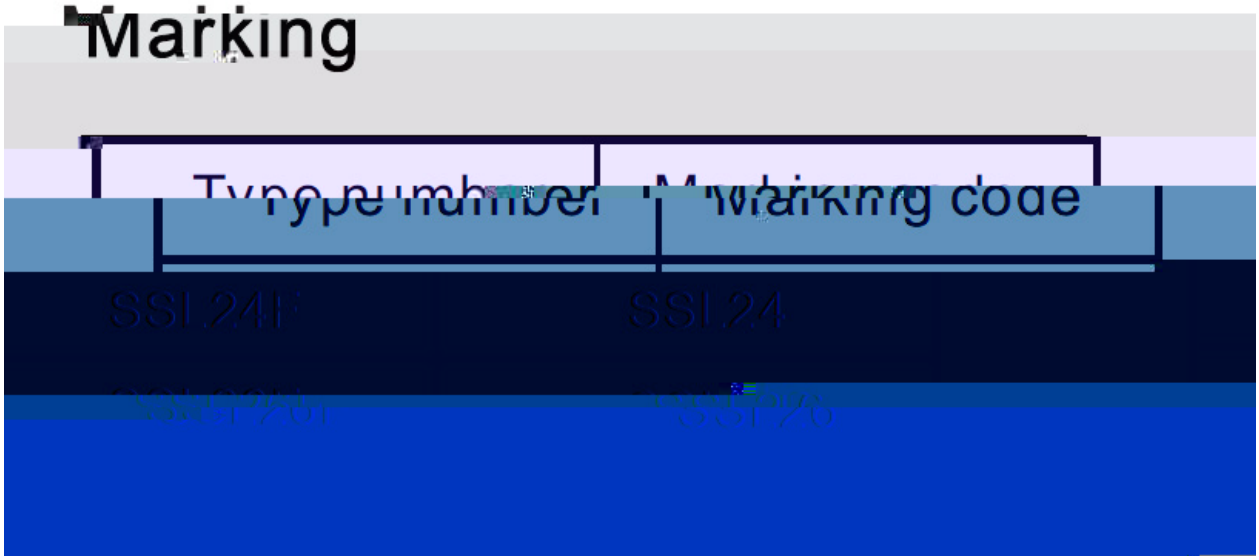

/ Marking Instructions

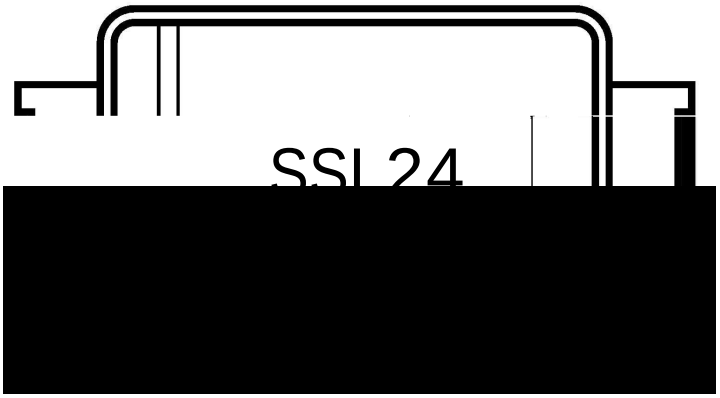

SSL24

******** 1 ***** 3 *****

Note:

SSL24 Product Type Code

******** Lot No. Code The 1st ***** means:YM Code The last 3 ***** means:little Lot No Code

( ) / Temperature Profile for IR Reflow Soldering(Pb-Free)

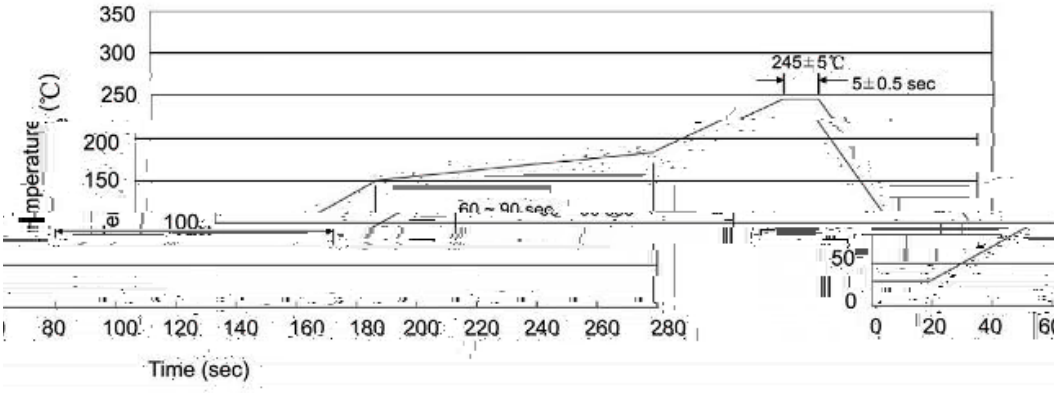

Note:

1 150 180 60 90sec;

2 245±5 5±0.5sec;

3 2 10 /sec.

1.Preheating:150~180 , Time:60~90sec.

2.Peak Temp.:245±5 , Duration:5±0.5sec.

3. Cooling Speed: 2~10 /sec.

/ Resistance to Soldering Heat Test Conditions

260±5 10±1 sec. Temp.:260±5 Time:10±1 sec

/ Packaging SPEC.

/ REEL

Package Type	Units					Dimension		(unit mm^3)
	Units/Reel /	Reels/Inner Box /	Units/Inner Box /	Inner Boxes/Outer Box /	Units/Outer Box /	Reel	Inner Box	Outer Box
SMAF	3000	5	15000	5	75000	7 ×11	185X180X105	550X220X210

/ Notices