
Rev.A Aug.-2020

Parameter	Symbol	Rating	Unit
Maximum Repetitive Peak Reverse Voltage	V_{RRM}	100	V
Maximum RMS voltage	V_{RMS}	70	V
Maximum DC Blocking Voltage	V_{DC}	100	V
Maximum Average Forward Rectified Current	$I_{F(AV)}$	3.0	A
Peak Forward Surge Current,8.3ms Single Half Sine-wave Superimposed on Rated Load (JEDEC method)	I_{FSM}	80	A
Typical Junction Capacitance[1)]	C_j	160	pF
Typical Thermal Resistance[2)]	$R_{\theta JA}$	60	℃/W
Operating Junction Temperature Range	T_j	-55~+150	℃
Storage Temperature Range	T_{stg}	-55~+150	℃

Note:

1) Measured at 1MHz and applied reverse voltage of 4 V D.C.

2) P.C.B. mounted with 2.0 X2.0" (5 X 5 cm) copper pad areas.

Parameter	Symbol	Test condition	Rating	Unit
Max Instantaneous Forward Voltage	V_F	I_F=3.0A	0.6	V
Maximum DC Reverse Current at Rated DC Reverse Voltage	I_R	T_a=25 T_a=100	1.0 5	mA


Case Temperature (°C)

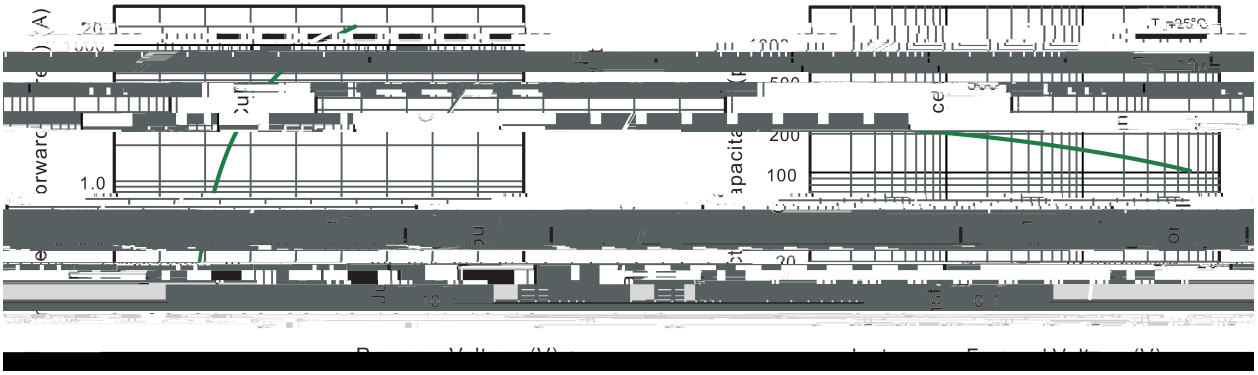
1.0
100
200
20


80
100

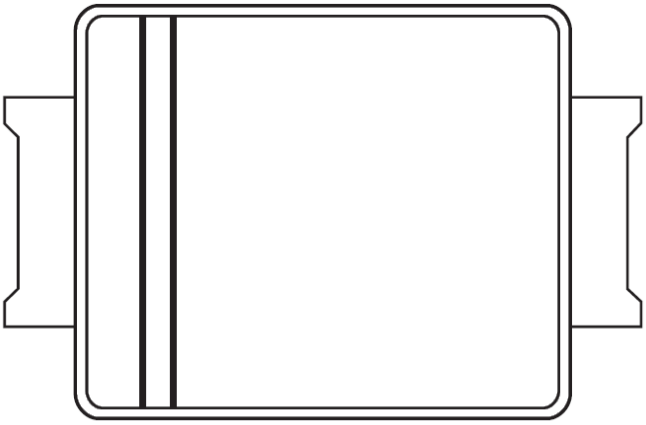

SL310B

**** 1 * 3 *

Note:

SL310B Product Type Code

**** Lot No. Code The 1st * means:YM Code The last 3 * means:little Lot No Code