"Yت / Descriptions

◕ È / Features

100V~1000V 1.2A

ข ڍ / Applications

.

Ŋ ڤ ڳ ء ع / Equivalent Circuit

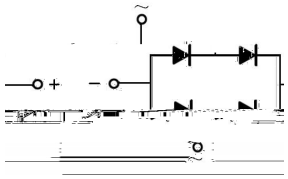

ã ﻟ ŭ / Pinning

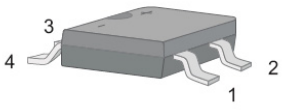

PIN	DESCRIPTION
1	Input Pin (~)
2	Input Pin (~)
3	Output Anode (+)
3	Output Anode

The recommended mounting pad size

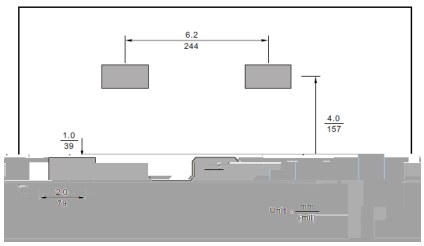

ŧ ﻣ ﻤ / Marking

ƒ ƎĂ´E ⅵ ƒ / Electrical Characteristic Curve

Fig.1 Average Rectified Output Current Derating Curve

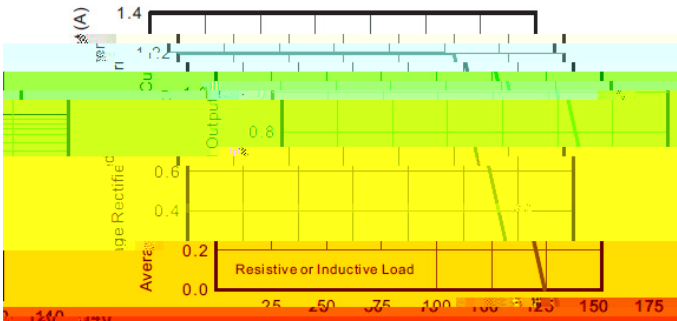

Fig.2 Typical Reverse Characteristics

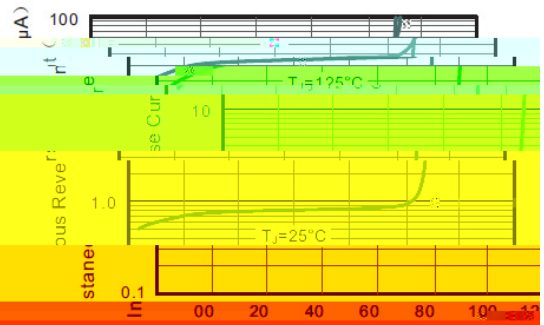



ᵘ Ė Ồ Ļ ʃ / Package Dimensions

ABS/LBF

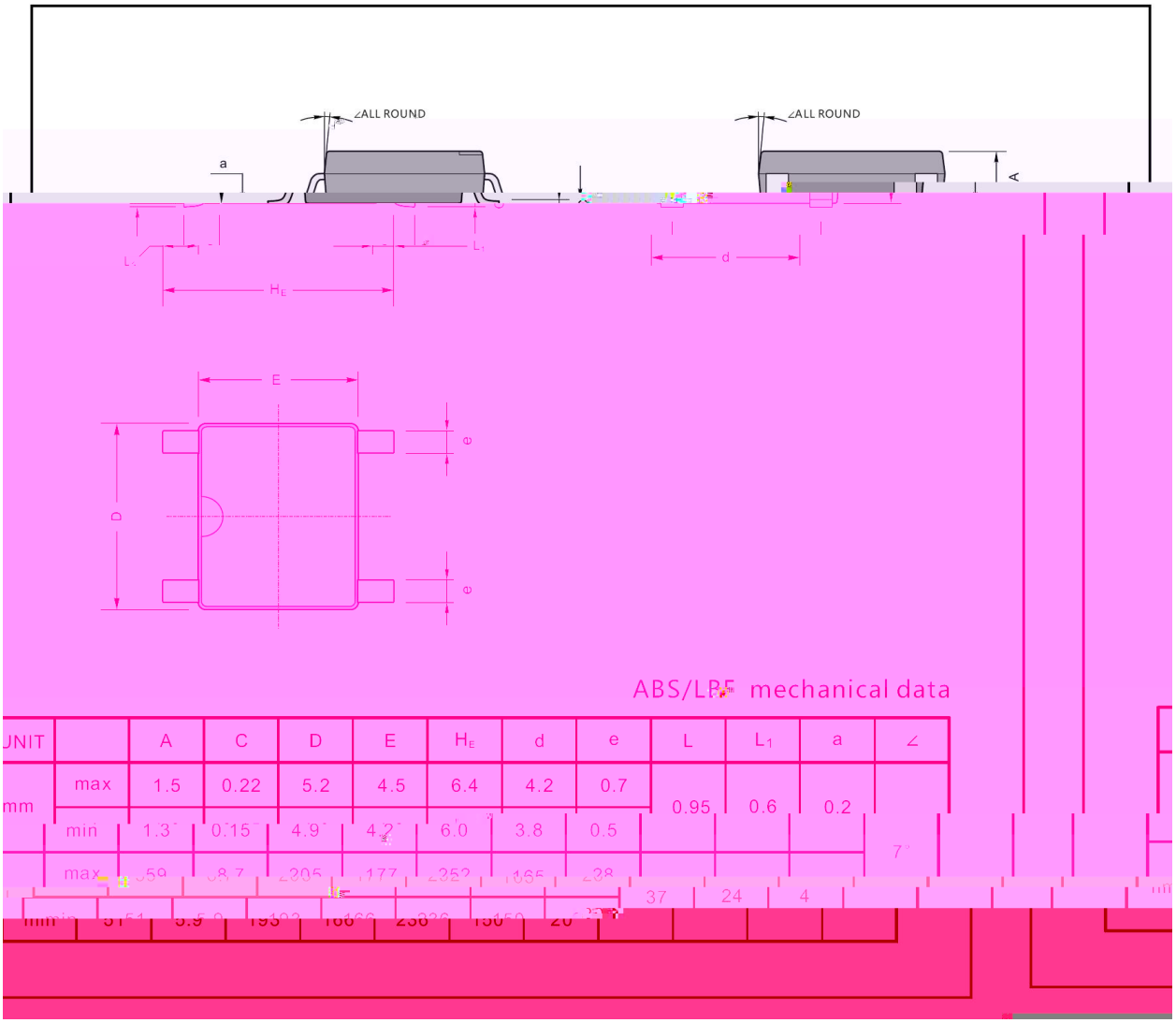

ABS/LBF mechanical data

UNIT		A	C	D	E	H_E	d	e	L	L_1	a	∠
mm	max	1.5	0.22	5.2	4.5	6.4	4.2	0.7	0.95	0.6	0.2	
	min	1.3	0.15	4.9	4.2	6.0	3.8	0.5				7°
	max	59	8.7	205	177	252	165	28	37	24	4	
	min	51	5.9	193	166	236	150	20				

Ł. Ł Ω / Marking Instructions



Ł. Ł Ω / Marking Instructions

