TIP36C

Rev.E Mar.-2016

DATA SHEET

/ Descriptions

WR06S Ṃ Ṃ Ŀ SQS Æ Ṁ ч s ǁ ˥ Silicon PNP transistor in a TO-3P Plastic Package.

/ Features

Ӈ ◖ ɔ ǁ ı ᴊ ɔ ǁ ɯ ` Ṿ Ḵ ı Љ WLS68F Ӣ ´

Low leakage current, high current gain bandwidth product, Complementary to TIP35C.

/ Applications

ᵀ̂ᵃ̂ᵃ̂ ı ' ѿ ᶻ ʜ ᵓ Ȁ ʜ Ẓ ᵀ

Amplifier and switching applications.

/ Equivalent Circuit

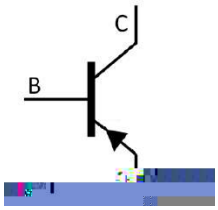

/ Pinning



PIN1 χ Base PIN 2 χ Collector PIN 3 χ Emitter

/ h_{FE} Classifications & Marking

ȯ м ˥ ب ˝ See Marking Instructions.

v ̈Ω̣ Parameter	˧ N Symbol	̈Ω̣Ö Rating	D Ḫ Unit
Collector to Base Voltage	V_{CBO}	-100	V
Collector to Emitter Voltage	V_{CEO}	-100	V
Emitter to Base Voltage	V_{EBO}	-5	V
Collector Current - Continuous	I_C	-25	A
Peak Collector Current	I_{CM}	-50	A
Base Current	I_B	-5	A
Total Power Dissipation	P_{tot}	125	W
Junction Temperature	T_j	150	
Storage Temperature Range	T_{stg}	-65 150	
Thermal Resistance Junction	R_{thj}	1	/W

Collet(orto EmiteterBrea)7.4(kdownA)]TJETq1 i 56.01 178.1834074711642 reW nfBT10.5 0 0 10.5 55.98 19.42003 T

v ̈Ω̣ Parameter	˧ N Symbol	⊥ ; ˣ Ţ Test Conditions	ω̣ ṇ Ö Min	Ɛ ʒ Ö Typ	ω̣ ᶻ Ö Max	D Ḫ Unit
Collector Cut-Off Current	I_{CEO}	V_{CE}=-60V I_B=0			-1	mA
Collector Cut-Off Current	I_{CES}	V_{CE}=-60V V_{BE}=0			23a	

/ Electrical Characteristic Curve

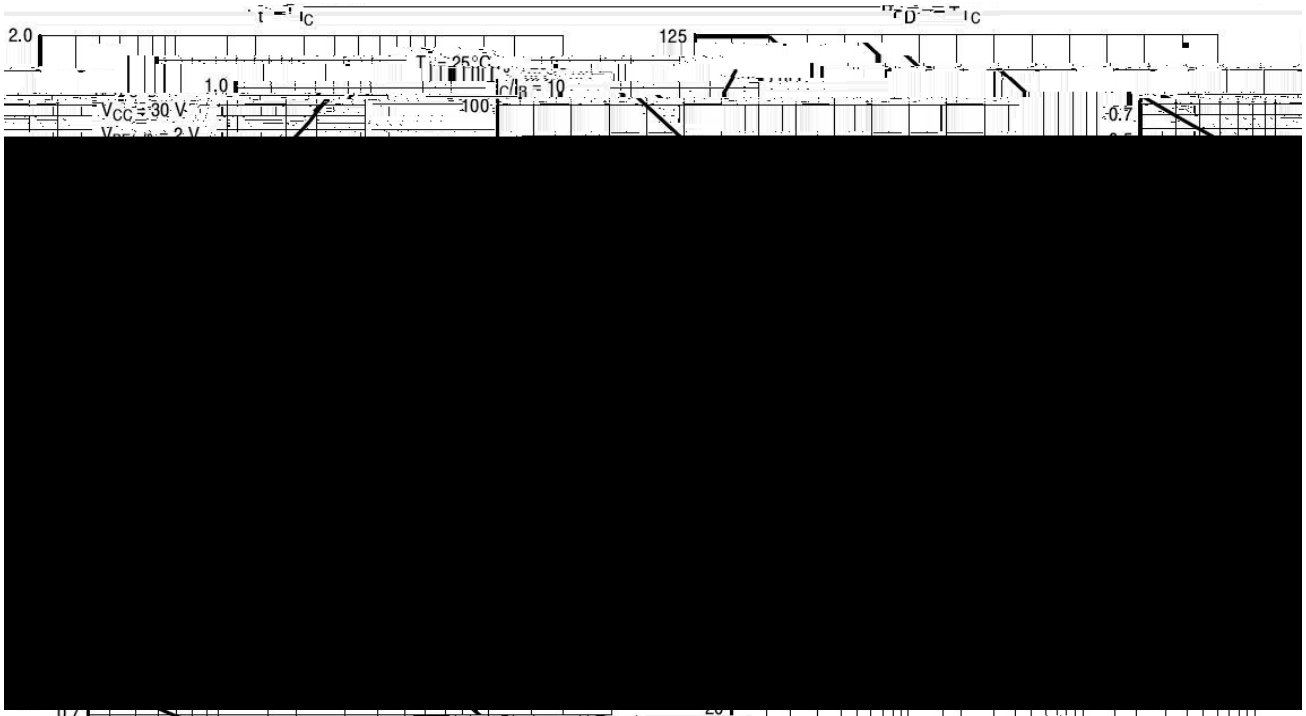



/ Package Dimensions

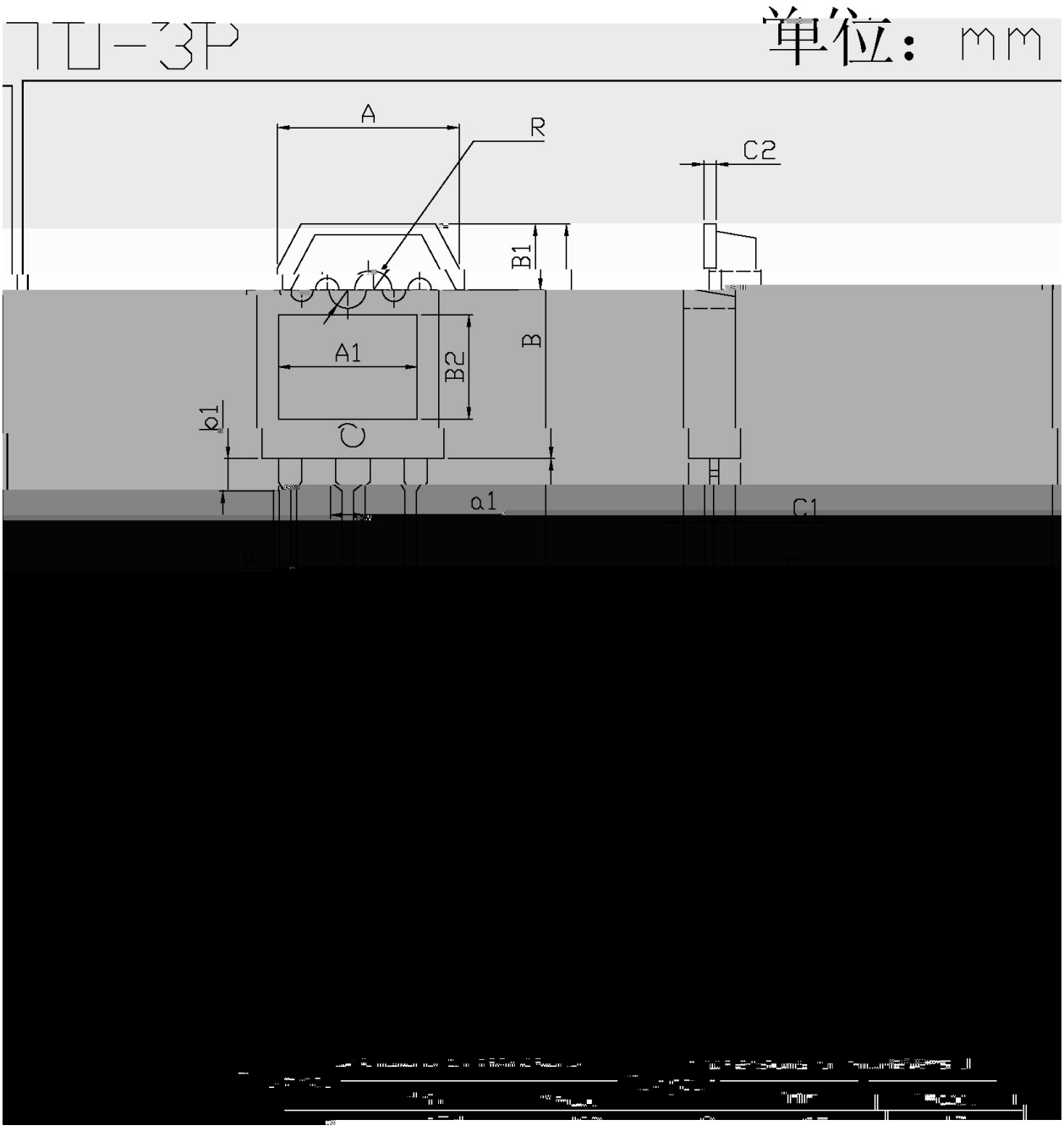

/ Marking Instructions



ب ˝ χ

EU=	ⱗ ⱘ ᴎ ⱬ
WLS69F χ	ⱗ ⱡ ᵝ ⱘ ᴺ
---- χ	ⱗ ⱡ ⱡ Ɑ ᴺ ⱬ ⱡ ⱡ ⱡ Ɑ ᴺ ⱳ ⱴ

Note:

BR:	Company Code.
TIP36C:	Product Type.
****:	Lot No. Code, code change with Lot No.