/ Descriptions

TO-220 NPN Silicon NPN transistor in a TO-220 Plastic Package.

/ Features

TIP42

Complement to TIP42.

/ Applications

Medium power linear switching applications.

/ Equivalent Circuit

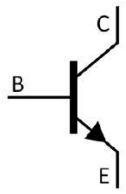

/ Pinning



PIN1 Base PIN 2 Collector PIN 3 Emitter

/ h_{FE} Classifications & Marking

See Marking Instructions.

Parameter	Symbol	Rating				Unit
		TIP41	TIP41A	TIP41B	TIP41C	
Collector to Base Voltage	V_{CBO}	40	60	80	100	V
Collector to Emitter Voltage	V_{CEO}	40	60	80	100	V
Emitter to Base Voltage	V_{EBO}	5				V
Collector Current - Continuous	I_C	6				A
Peak Collector Current	I_{CP}	10				A
Base Current - Continuous	I_B	2				A
Collector Power Dissipation	P_C	2				W
Collector Power Dissipation	P_C (T_c=25)	65				W
Junction Temperature	T_j	150				
Storage Temperature Range	T_{sag}	-55 150				

Parameter	Symbol		Test Conditions	Min	Typ	Max	Unit
Collector to Emitter Breakdown Voltage	V_{CEO}	TIP41	I_C=30mA I_B=0	40			V
		TIP41A		60			
		TIP41B		80			
		TIP41C		100			

/ Electrical Characteristic Curve

/ Package Dimensions

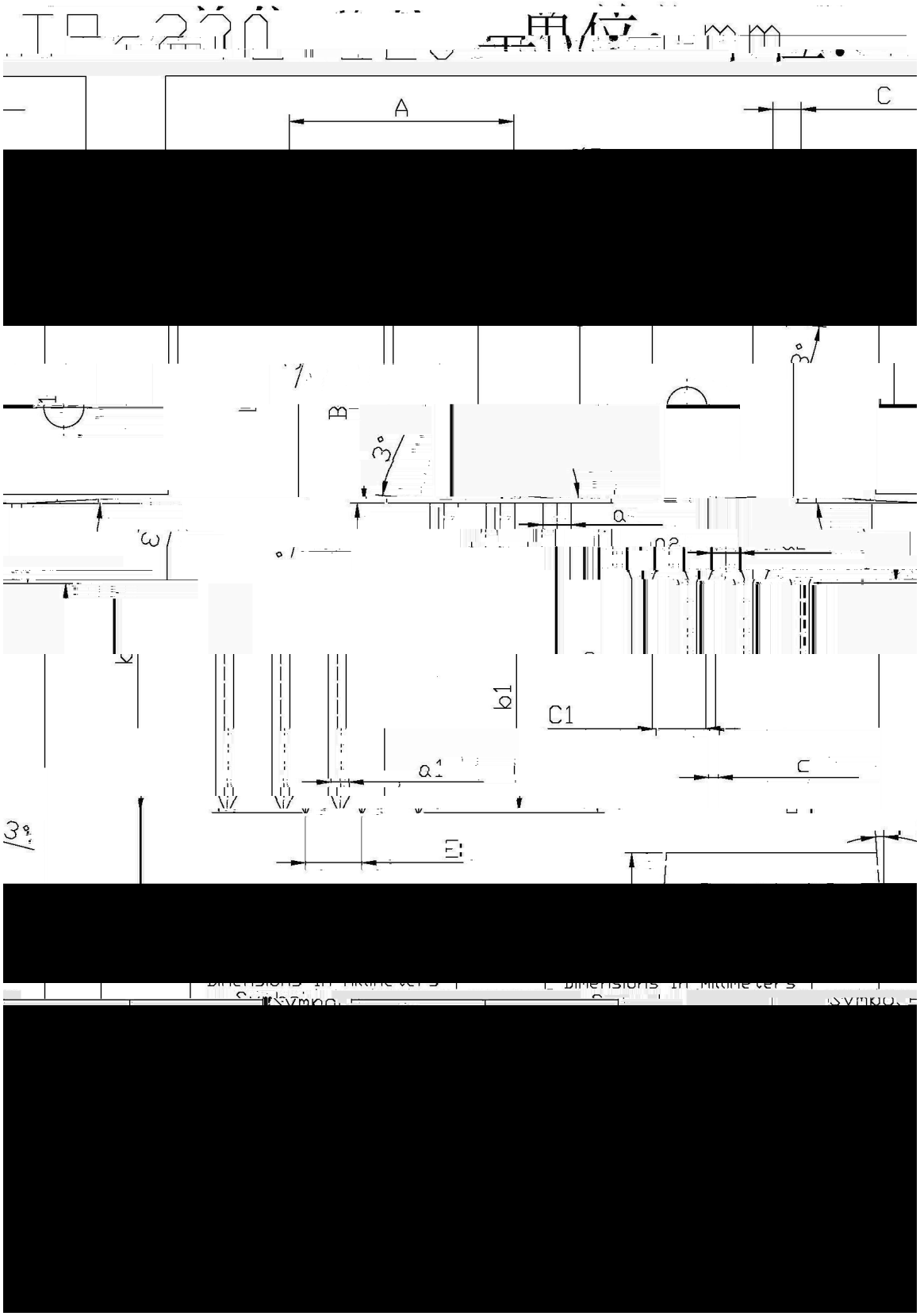

/ Marking Instructions

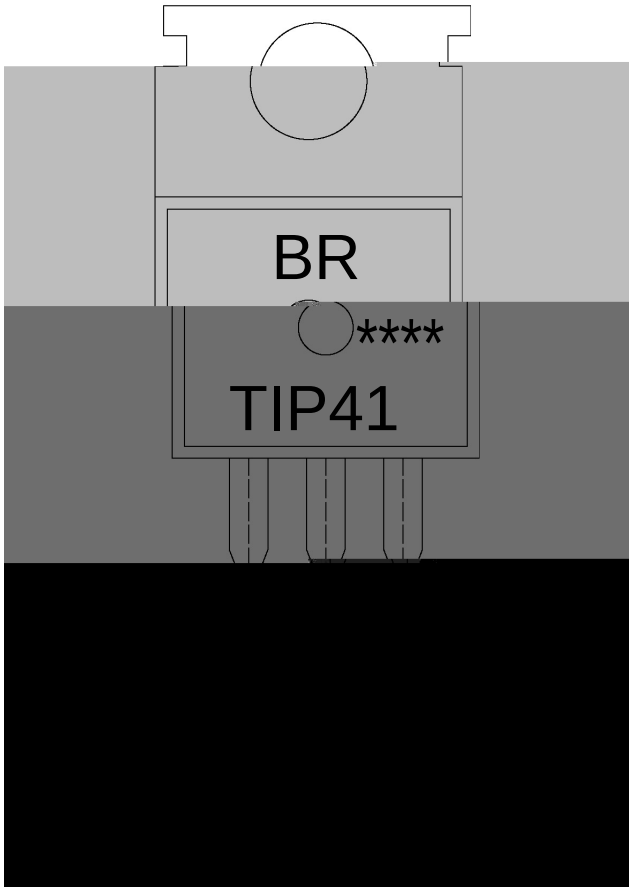

BR

TIP41

****

Note:

BR:	Company Code
TIP41:	Product Type.
****:	Lot No. Code, code change with Lot No.