/ Absolute Maximum Ratings(Ta=25)

Parameter	Symbol	Rating							Unit
		US1AW	US1BW	US1DW	US1GW	US1JW	US1KW	US1MW	
Maximum Repetitive Peak Reverse Voltage	V_{RRM}	50	100	200	400	600	800	1000	V
Maximum RMS voltage	V_{RMS}	35	70	140	280	420	560	700	V
Maximum DC Blocking Voltage	V_{DC}	50	100	200	400	600	800	1000	V
Maximum Average Forward Rectified Current at T_C = 125	$I_{F\ AV}$	1.0							A
Peak Forward Surge Current 8.3 ms Single Half Sine Wave Superimposed on Rated Load (JEDEC Method)	I_{FSM}	30							A

Note:

1) P.C.B. mounted with 2.0 X 2.0" (5 X 5 cm) copper pad areass .

Parameter	Symbol	Test condition	Rating							Unit
			US1AW	US1BW	US1DW	US1GW	US1JW	US1KW	US1MW	
Maximum Instantaneous Forward Voltage	V_F	I_F=1.0A	1.0			1.3	1.65			V
Maximum DC Reverse Current at Maximum DC Blocking Voltage	I_R	T_a=25	5.0							uA
		T_a=125	100							
Maximum Reverse Recovery Time	T_{rr}	I_F=0.5A I_R=1.0A I_{rr}=0.25A	50				75			ns

/ Package Dimensions

SOD-123FL

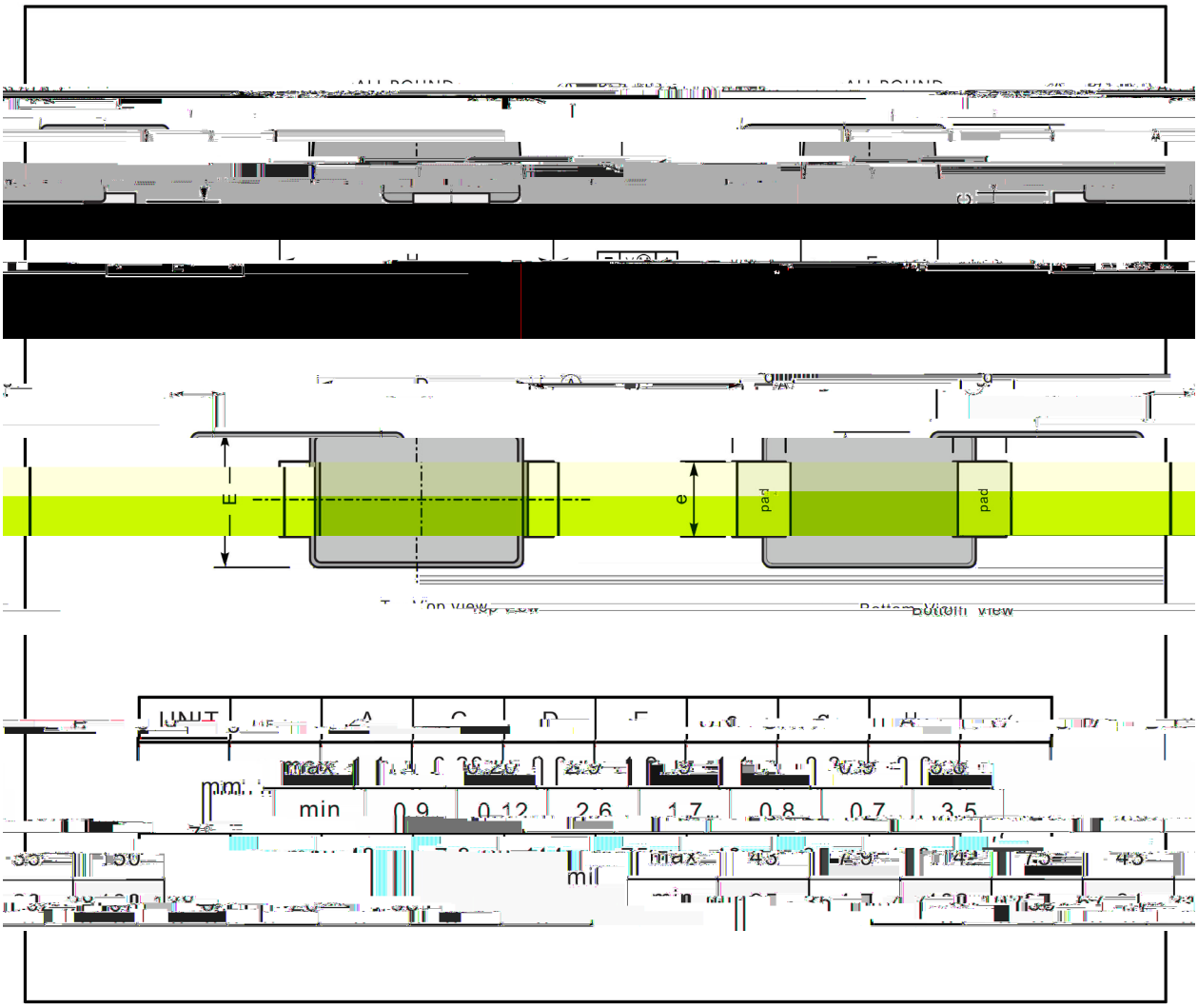

/ Marking Instructions

Marking

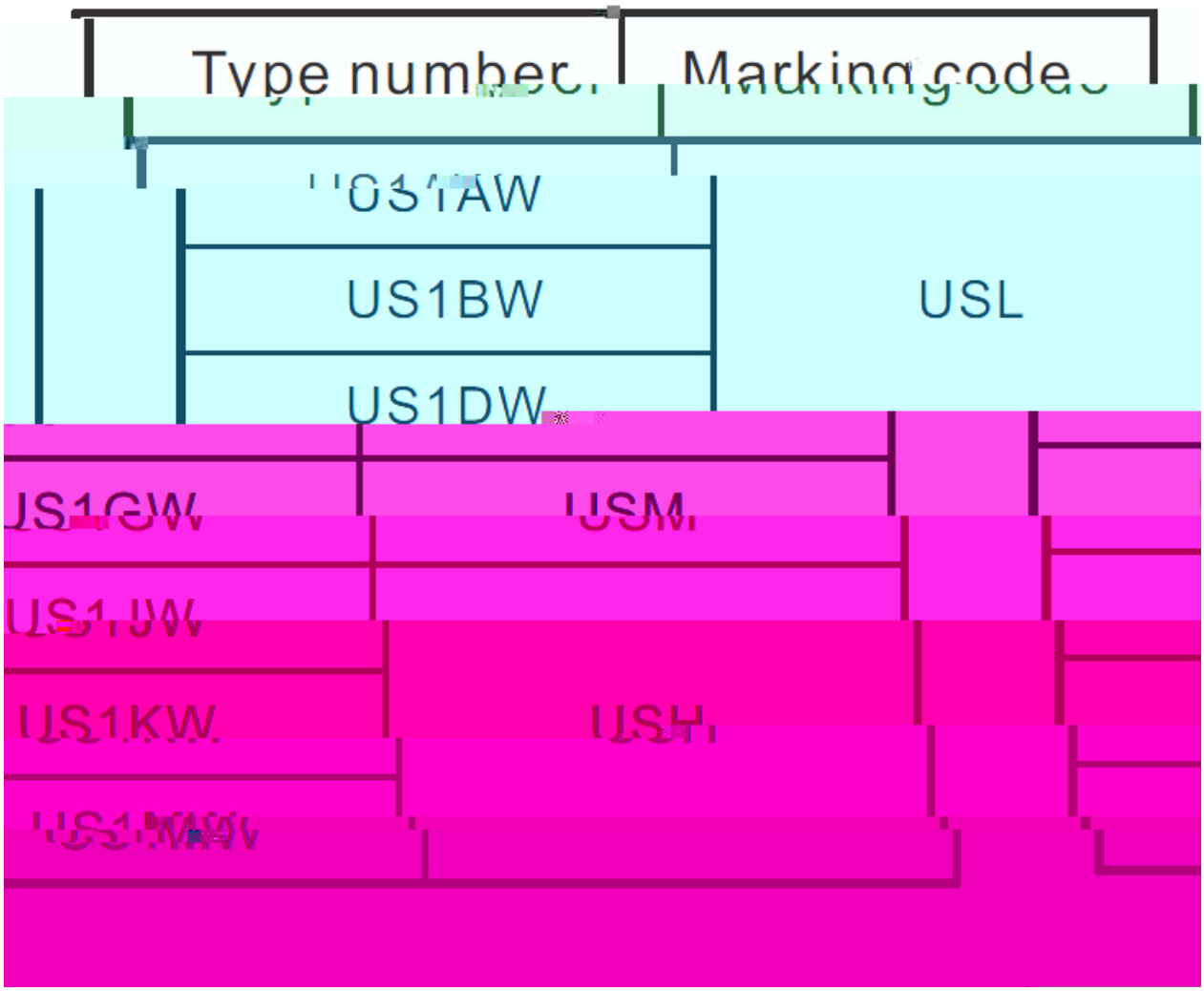

/ Marking Instructions

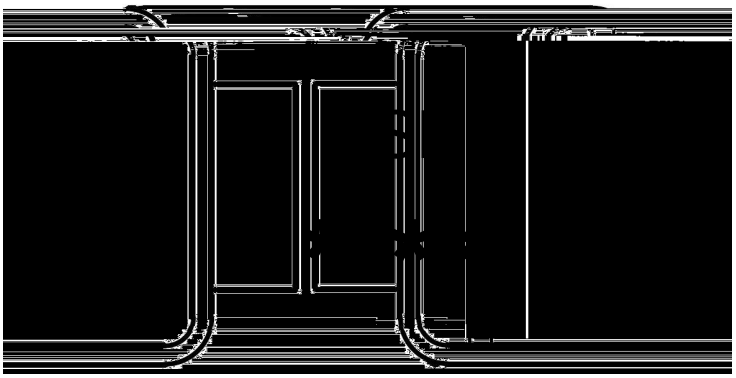

USL
**** 1 * 3 *

Note:

USL Product Type Code

**** Lot No. Code The 1st * means:YM Code The last 3 * means:little Lot No Code

( ) / Temperature Profile for IR Reflow Soldering(Pb-Free)

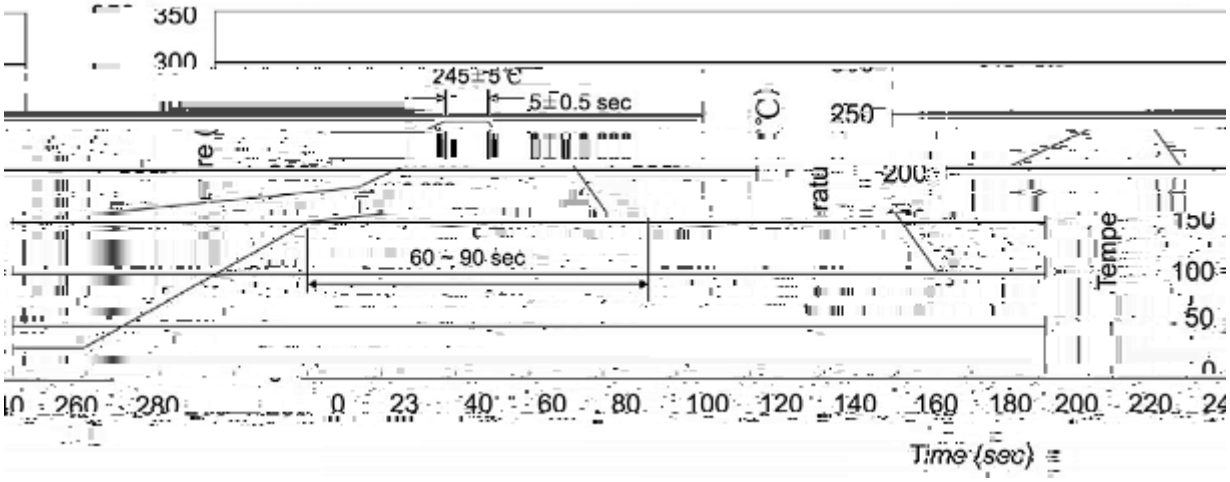

					Note:
1	25	150	60	90sec;	1.Preheating:25~150